

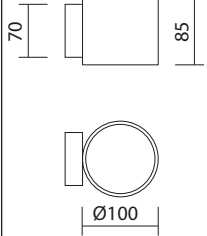






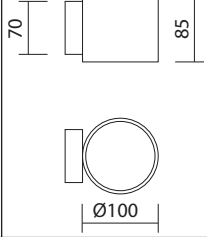





 PAR 16	SCUBA DE TWO WAY (WALL LIGHTING)
<ul style="list-style-type: none"> Stainless steel body and base, inox AISI 316. Tempered protection glass. 			
			PRICE LIST
CODE	DESCRIPTION	COLOUR	
852615	271750 GU10 2x max. 35W PAR 16 / GU10	Inox	

			 OSRAM: HALOPIN PHILIPS: CLICKLINE  MEGAMAN: CFL G9	BEAM 1 - ONE WAY IP65 (WALL LIGHTING)
<ul style="list-style-type: none"> Aluminium body Transparent protection glass. Aluminium beam distribution component. 			 	
			PRICE LIST	
CODE	DESCRIPTION	COLOUR		
85727	BEAM1 - ONE WAY IP65 beam 40° 1x max.60W QT 14 or 7W CFL / G9	White, Titan, Black		
85727	BEAM1 - ONE WAY IP65 beam 40° 1x max.60W QT 14 or 7W CFL / G9	Chrome, matt Alum.		
857270	BEAM1 - ONE WAY IP65 beam 40° 1x max.60W QT 14 or 7W CFL / G9	Colours		

			 OSRAM: HALOPIN PHILIPS: CLICKLINE  MEGAMAN: CFL G9	BEAM 1 - ONE WAY IP65 (WALL LIGHTING)
<ul style="list-style-type: none"> Aluminium body Transparent protection glass. Aluminium beam distribution component. 			 	
			PRICE LIST	
CODE	DESCRIPTION	COLOUR		
85728	BEAM1 - ONE WAY IP65 beam 100° 1x max.60W QT 14 or 7W CFL / G9	White, Titan, Black		
85728	BEAM1 - ONE WAY IP65 beam 100° 1x max.60W QT 14 or 7W CFL / G9	Chrome, matt Alum.		
857280	BEAM1 - ONE WAY IP65 beam 100° 1x max.60W QT 14 or 7W CFL / G9	Colours		