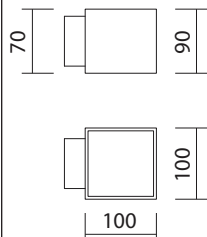



Beam 40° / 100°








QT 14 OSRAM: HALOPIN
PHILIPS: CLICKLINE

G9 MEGAMAN: CFL G9


- Aluminium body
- Transparent protection glass.
- Beam distribution frame from aluminium.

BEAM 2 - TWO WAY IP40
(WALL LIGHTING)

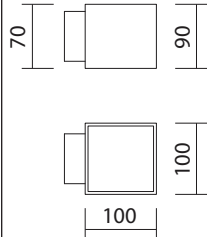





850°C

CODE	DESCRIPTION	COLOUR
85714	BEAM2 - TWO WAY IP40 beam 40° / 100° 1x max.60W QT 14 or 7W CFL / G9	White, Titan, Black
85714	BEAM2 - TWO WAY IP40 beam 40° / 100° 1x max.60W QT 14 or 7W CFL / G9	Chrome, matt Alum.
857140	BEAM2 - TWO WAY IP40 beam 40° / 100° 1x max.60W QT 14 or 7W CFL / G9	Colours



Beam 100° / 100°








QT 14 OSRAM: HALOPIN
PHILIPS: CLICKLINE

G9 MEGAMAN: CFL G9


- Aluminium body
- Transparent protection glass.
- Beam distribution frame from aluminium.

BEAM 2 - TWO WAY IP40
(WALL LIGHTING)

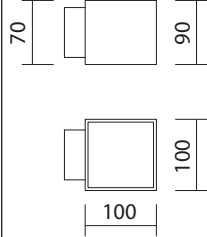





850°C

CODE	DESCRIPTION	COLOUR
85715	BEAM2 - TWO WAY IP40 beam 100° / 100° 1x max.60W QT 14 or 7W CFL / G9	White, Titan, Black
85715	BEAM2 - TWO WAY IP40 beam 100° / 100° 1x max.60W QT 14 or 7W CFL / G9	Chrome, matt Alum.
857150	BEAM2 - TWO WAY IP40 beam 100° / 100° 1x max.60W QT 14 or 7W CFL / G9	Colours



Beam 40° / 40°








QT 14 OSRAM: HALOPIN
PHILIPS: CLICKLINE

G9 MEGAMAN: CFL G9

- Aluminium body
- Transparent protection glass.
- Beam distribution frame from aluminium.

BEAM 2 - TWO WAY IP40
(WALL LIGHTING)

850°C

CODE	DESCRIPTION	COLOUR
85716	BEAM2 - TWO WAY IP40 beam 40° / 40° 1x max.60W QT 14 or 7W CFL / G9	White, Titan, Black
85716	BEAM2 - TWO WAY IP40 beam 40° / 40° 1x max.60W QT 14 or 7W CFL / G9	Chrome, matt Alum.
857160	BEAM2 - TWO WAY IP40 beam 40° / 40° 1x max.60W QT 14 or 7W CFL / G9	Colours

Colour Codes:

0 Colours 1 White 2 Titan 3 Black 4 Chrome 5 matt Alum.