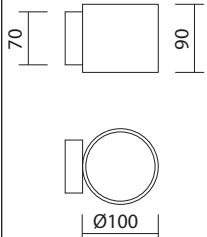



Beam 40° / 100°





QT 14 OSRAM: HALOPIN
PHILIPS: CLICKLINE

G9 MEGAMAN: CFL G9

- Aluminium body
- Transparent protection glass.
- Beam distribution frame from aluminium.


BEAM 1 - TWO WAY IP40
(WALL LIGHTING)

CE F IP 40

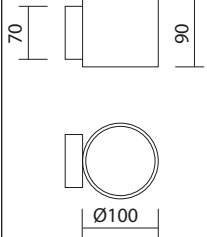
850°C


PRICE LIST

CODE	DESCRIPTION	COLOUR
85711	BEAM1 - TWO WAY IP40 beam 40° / 100° 1x max.60W QT 14 or 7W CFL / G9	White, Titan, Black
85711	BEAM1 - TWO WAY IP40 beam 40° / 100° 1x max.60W QT 14 or 7W CFL / G9	Chrome, matt Alum.
857110	BEAM1 - TWO WAY IP40 beam 40° / 100° 1x max.60W QT 14 or 7W CFL / G9	Colours



Beam 100° / 100°





QT 14 OSRAM: HALOPIN
PHILIPS: CLICKLINE

G9 MEGAMAN: CFL G9

- Aluminium body
- Transparent protection glass.
- Beam distribution frame from aluminium.


BEAM 1 - TWO WAY IP40
(WALL LIGHTING)

CE F IP 40

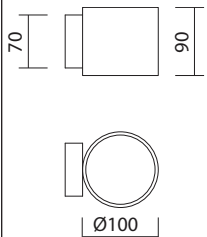
850°C


PRICE LIST

CODE	DESCRIPTION	COLOUR
85712	BEAM1 - TWO WAY IP40 beam 100° / 100° 1x max.60W QT 14 or 7W CFL / G9	White, Titan, Black
85712	BEAM1 - TWO WAY IP40 beam 100° / 100° 1x max.60W QT 14 or 7W CFL / G9	Chrome, matt Alum.
857120	BEAM1 - TWO WAY IP40 beam 100° / 100° 1x max.60W QT 14 or 7W CFL / G9	Colours



Beam 40° / 40°





QT 14 OSRAM: HALOPIN
PHILIPS: CLICKLINE

G9 MEGAMAN: CFL G9

- Aluminium body
- Transparent protection glass.
- Beam distribution frame from aluminium.

BEAM 1 - TWO WAY IP40
(WALL LIGHTING)

CE F IP 40

850°C

PRICE LIST

CODE	DESCRIPTION	COLOUR
85713	BEAM1 - TWO WAY IP40 beam 40° / 40° 1x max.60W QT 14 or 7W CFL / G9	White, Titan, Black
85713	BEAM1 - TWO WAY IP40 beam 40° / 40° 1x max.60W QT 14 or 7W CFL / G9	Chrome, matt Alum.
857130	BEAM1 - TWO WAY IP40 beam 40° / 40° 1x max.60W QT 14 or 7W CFL / G9	Colours