







































RECESSED LUMINAIRES

	Page LP2M 320 T26 or T16226		+ Suspension brackets Page LSP 400 T26 or T16238		Page MLM249
	Page LP2S 320 T26 or T16227		+ Suspension brackets Page LSP0 400 T26 or T16238		Page SOFT LIGHT L 620249
	Page LP3M 320 T26 or T16228		+ Suspension brackets Page LSP 400 T26 or T16 IP54239		Page LST 632249
	Page LP3V 320 T26 or T16229		+ Suspension brackets Page LSP0 400 T26 or T16 IP54239		Page L 662250
	Page LSP 320 T26 or T16232		+ Suspension brackets Page LP2M 550-560 T26 or T16240		Page SOFT LIGHT L 672250
	Page LSP0 320 T26 or T16233		+ Suspension brackets Page LP2S 550-560 T26 or T16241		Page SOFT LIGHT L 682250
	Page LSP 320 T26 or T16 IP54234		+ Suspension brackets Page LP3M 550-560 T26 or T16242		Page WW (Wall Washer)250
	Page LSP0 320 T26 or T16 IP54235		+ Suspension brackets Page LP3V 550-560 T26 or T16243		Page LSV T26 or T16 IP54252
	+ Suspension brackets Page LP2M 400 T26 or T16236		+ Suspension brackets Page LSP 550-560 T26 or T16244		Page OVS T26 or T16253
	+ Suspension brackets Page LP2S 400 T26 or T16236		+ Suspension brackets Page LSP0 550-560 T26 or T16245		Page L 590 RVS T26 or T16254
	+ Suspension brackets Page LP3M 400 T26 or T16237		+ Suspension brackets Page LSP 550-560 T26 or T16 IP 54246		Page L 590 OVS T26 or T16254
	+ Suspension brackets Page LP3V 400 T26 or T16237		Page LSP0 550-560 T26 or T16 IP 54247		



-  OSRAM: T8
PHILIPS: TL-D
-  OSRAM: T5
PHILIPS: TL5
-  OSRAM: DULUX L
PHILIPS: PL-L

Parabolic louvre 2M from anodized non iridescent specular aluminium.

LP2M 320 T26 or T16



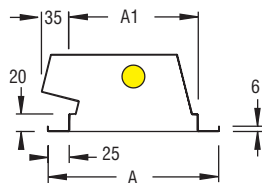
PRICE LIST

DESCRIPTION	For panels with structure mm	DIMENSIONS mm						COLOUR	Conventional ballast and capacitor		Electronic ballast	
		A	L	H	A1	L1	L2		CODE	PRICE	CODE	PRICE
LP2M 321x18W T26	200 x 600	196	596	95	148	587	40	White	311012		311013	
LP2M 322x18W T26	300 x 600	296	596	95	273	573	40	White	311022		311023	
LP2M 323x18W T26	600 x 600	596	596	92	573	626		White	311032		311033	
LP2M 324x18W T26	600 x 600	596	596	92	573	626		White	311042		311043	
LP2M 321x36W T26	200 x 1200	196	1196	95	148	1187	50	White	311112		311113	
LP2M 322x36W T26	300 x 1200	296	1196	95	273	1173	50	White	311122		311123	
LP2M 323x36W T26	600 x 1200	596	1196	95	573	1173	50	White	311132		311133	
LP2M 324x36W T26	600 x 1200	596	1196	95	573	1173	50	White	311142		311143	
LP2M 321x14W T16	200 x 600	196	596	95	148	587		White			311173	
LP2M 321x24W T16	200 x 600	196	596	95	148	587		White			311293	
LP2M 322x14W T16	300 x 600	296	596	95	273	573		White			311183	
LP2M 322x24W T16	300 x 600	296	596	95	273	573		White			311303	
LP2M 323x14W T16	600 x 600	596	596	95	573	573		White			311193	
LP2M 323x24W T16	600 x 600	596	596	95	573	573		White			311313	
LP2M 324x14W T16	600 x 600	596	596	95	573	573		White			311203	
LP2M 324x24W T16	600 x 600	596	596	95	573	573		White			311323	
LP2M 321x28W T16	200 x 1200	196	1196	95	148	1187		White			311233	
LP2M 321x54W T16	200 x 1200	196	1196	95	148	1187		White			311373	
LP2M 322x28W T16	300 x 1200	296	1196	95	273	1173		White			311243	
LP2M 322x54W T16	300 x 1200	296	1196	95	273	1173		White			311383	
LP2M 323x28W T16	600 x 1200	596	1196	95	573	1173		White			311253	
LP2M 323x54W T16	600 x 1200	596	1196	95	573	1173		White			311393	
LP2M 324x28W T16	600 x 1200	596	1196	95	573	1173		White			311263	
LP2M 324x54W T16	600 x 1200	596	1196	95	573	1173		White			311403	
LP2M 324x36W TC-L	600 x 600	596	596	95	573	626		White	311492		311493	
LP2M 324x55W TC-L	600 x 600	596	596	95	573	626		White			311553	

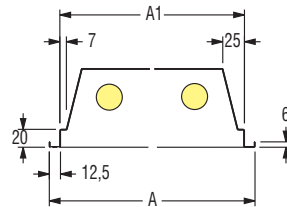
Note: The preceding luminaires are also available in **TITAN** colour with **10%** extra charge on the price list.

Dimensions

T26 & T16
L 321

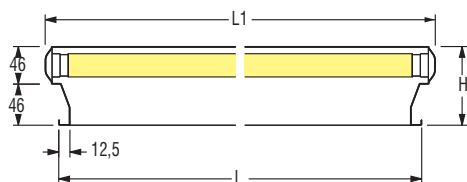


T26 & T16
L 322 - L 323 - L 324

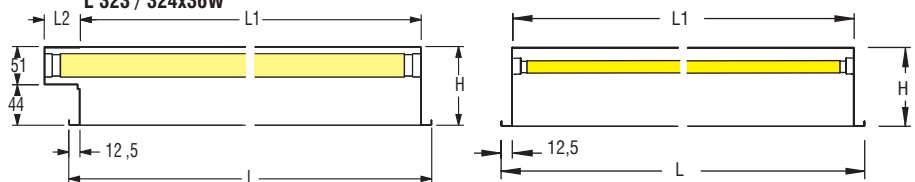


L 321x18 / 36W
L 322x18 / 36W
L 323 / 324x18W
L 323 / 324x36W

L 323x18W
L 324x18W



T16





- OSRAM: T8
PHILIPS: TL-D
- OSRAM: T5
PHILIPS: TL5
- OSRAM: DULUX L
PHILIPS: PL-L

Parabolic **louvre 2S** from anodized non iridescent **semi-glossy** aluminium.

LP2S 320 T26 or T16



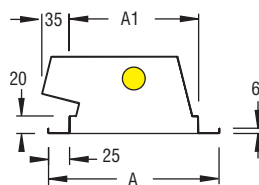
PRICE LIST

DESCRIPTION	For panels with structure mm	DIMENSIONS mm						COLOUR	Conventional ballast and capacitor		Electronic ballast	
		A	L	H	A1	L1	L2		CODE	PRICE	CODE	PRICE
LP2S 321x18W T26	200 x 600	196	596	95	148	587	40	White	312012		312013	
LP2S 322x18W T26	300 x 600	296	596	95	273	573	40	White	312022		312023	
LP2S 323x18W T26	600 x 600	596	596	92	573	626		White	312032		312033	
LP2S 324x18W T26	600 x 600	596	596	92	573	626		White	312042		312043	
LP2S 321x36W T26	200 x 1200	196	1196	95	148	1187	50	White	312112		312113	
LP2S 322x36W T26	300 x 1200	296	1196	95	273	1173	50	White	312122		312123	
LP2S 323x36W T26	600 x 1200	596	1196	95	573	1173	50	White	312132		312133	
LP2S 324x36W T26	600 x 1200	596	1196	95	573	1173	50	White	312142		312143	
LP2S 321x14W T16	200 x 600	196	596	95	148	587		White			312173	
LP2S 321x24W T16	200 x 600	196	596	95	148	587		White			312293	
LP2S 322x14W T16	300 x 600	296	596	95	273	573		White			312183	
LP2S 322x24W T16	300 x 600	296	596	95	273	573		White			312303	
LP2S 323x14W T16	600 x 600	596	596	95	573	573		White			312193	
LP2S 323x24W T16	600 x 600	596	596	95	573	573		White			312313	
LP2S 324x14W T16	600 x 600	596	596	95	573	573		White			312203	
LP2S 324x24W T16	600 x 600	596	596	95	573	573		White			312323	
LP2S 321x28W T16	200 x 1200	196	1196	95	148	1187		White			312233	
LP2S 321x54W T16	200 x 1200	196	1196	95	148	1187		White			312373	
LP2S 322x28W T16	300 x 1200	296	1196	95	273	1173		White			312243	
LP2S 322x54W T16	300 x 1200	296	1196	95	273	1173		White			312383	
LP2S 323x28W T16	600 x 1200	596	1196	95	573	1173		White			312253	
LP2S 323x54W T16	600 x 1200	596	1196	95	573	1173		White			312393	
LP2S 324x28W T16	600 x 1200	596	1196	95	573	1173		White			312263	
LP2S 324x54W T16	600 x 1200	596	1196	95	573	1173		White			312403	
LP2S 324x36W TC-L	600 x 600	596	596	95	573	626		White	312492		312493	
LP2S 324x55W TC-L	600 x 600	596	596	95	573	626		White			312553	

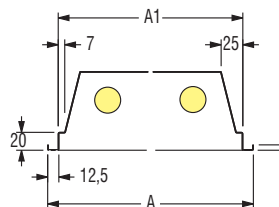
Note: The preceding luminaires are also available in **TITAN** colour with **10%** extra charge on the price list.

Dimensions

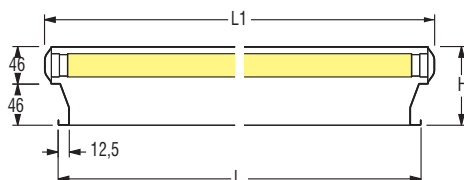
T26 & T16
L 321



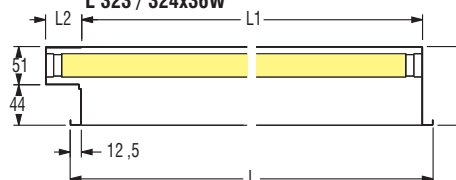
T26 & T16
L 322 - L 323 - L 324



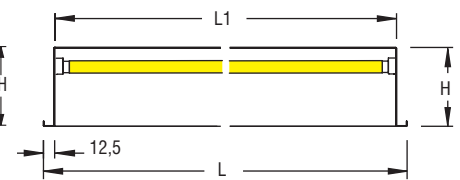
L 323x18W
L 324x18W

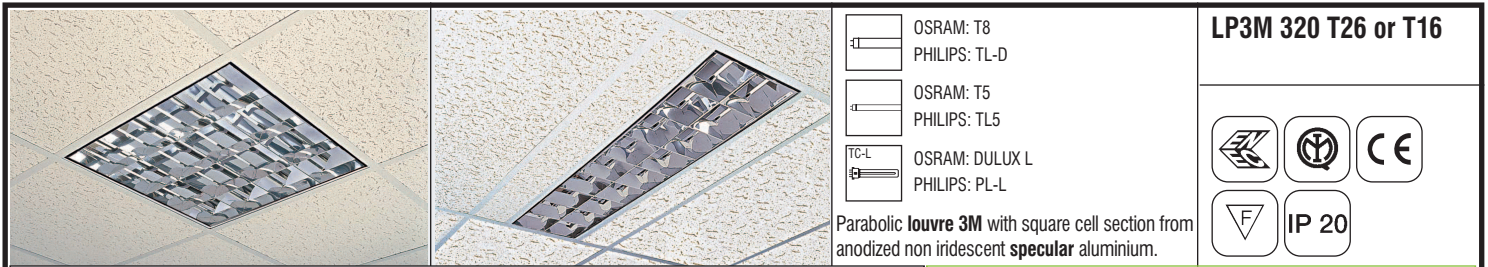


L 321x18 / 36W
L 322x18 / 36W
L 323 / 324x18W
L 323 / 324x36W



T16





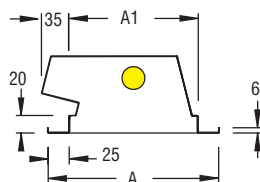
PRICE LIST

DESCRIPTION	For panels with structure mm	DIMENSIONS mm						COLOUR	Conventional ballast and capacitor		Electronic ballast	
		A	L	H	A1	L1	L2		CODE	PRICE	CODE	PRICE
LP3M 321x18W T26	200 x 600	196	596	95	148	587	40	White	313012		313013	
LP3M 322x18W T26	300 x 600	296	596	95	273	573	40	White	313022		313023	
LP3M 323x18W T26	600 x 600	596	596	92	573	626		White	313032		313033	
LP3M 324x18W T26	600 x 600	596	596	92	573	626		White	313042		313043	
LP3M 321x36W T26	200 x 1200	196	1196	95	148	1187	50	White	313112		313113	
LP3M 322x36W T26	300 x 1200	296	1196	95	273	1173	50	White	313122		313123	
LP3M 323x36W T26	600 x 1200	596	1196	95	573	1173	50	White	313132		313133	
LP3M 324x36W T26	600 x 1200	596	1196	95	573	1173	50	White	313142		313143	
LP3M 321x14W T16	200 x 600	196	596	95	148	587		White			313173	
LP3M 321x24W T16	200 x 600	196	596	95	148	587		White			313293	
LP3M 322x14W T16	300 x 600	296	596	95	273	573		White			313183	
LP3M 322x24W T16	300 x 600	296	596	95	273	573		White			313303	
LP3M 323x14W T16	600 x 600	596	596	95	573	573		White			313193	
LP3M 323x24W T16	600 x 600	596	596	95	573	573		White			313313	
LP3M 324x14W T16	600 x 600	596	596	95	573	573		White			313203	
LP3M 324x24W T16	600 x 600	596	596	95	573	573		White			313323	
LP3M 321x28W T16	200 x 1200	196	1196	95	148	1187		White			313233	
LP3M 321x54W T16	200 x 1200	196	1196	95	148	1187		White			313373	
LP3M 322x28W T16	300 x 1200	296	1196	95	273	1173		White			313243	
LP3M 322x54W T16	300 x 1200	296	1196	95	273	1173		White			313383	
LP3M 323x28W T16	600 x 1200	596	1196	95	573	1173		White			313253	
LP3M 323x54W T16	600 x 1200	596	1196	95	573	1173		White			313393	
LP3M 324x28W T16	600 x 1200	596	1196	95	573	1173		White			313263	
LP3M 324x54W T16	600 x 1200	596	1196	95	573	1173		White			313403	
LP3M 324x36W TC-L	600 x 600	596	596	95	573	626		White	313492		313493	
LP3M 324x55W TC-L	600 x 600	596	596	95	573	626		White			313553	

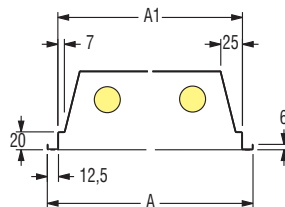
Note: The preceding luminaires are also available in **TITAN** colour with **10%** extra charge on the price list.

Dimensions

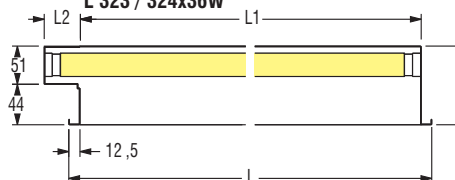
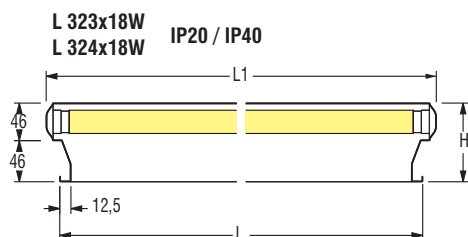
T26 & T16
L 321



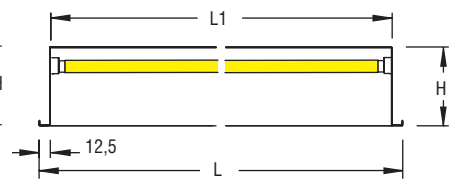
T26 & T16
L 322 - L 323 - L 324



L 321x18 / 36W
L 322x18 / 36W
L 323 / 324x18W IP54
L 323 / 324x36W



T16





OSRAM: T8
PHILIPS: TL-D
 OSRAM: T5
PHILIPS: TL5
 OSRAM: DULUX L
PHILIPS: PL-L
 Parabolic **louvre 3V** with square cell section in **white** painted aluminium.

LP3V 320 T26 or T16

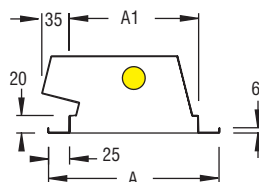
PRICE LIST

DESCRIPTION	For panels with structure mm	DIMENSIONS mm						COLOUR	Conventional ballast and capacitor		Electronic ballast	
		A	L	H	A1	L1	L2		CODE	PRICE	CODE	PRICE
LP3V 321x18W T26	200 x 600	196	596	95	148	587	40	White	314012		314013	
LP3V 322x18W T26	300 x 600	296	596	95	273	573	40	White	314022		314023	
LP3V 323x18W T26	600 x 600	596	596	92	573	626		White	314032		314033	
LP3V 324x18W T26	600 x 600	596	596	92	573	626		White	314042		314043	
LP3V 321x36W T26	200 x 1200	196	1196	95	148	1187	50	White	314112		314113	
LP3V 322x36W T26	300 x 1200	296	1196	95	273	1173	50	White	314122		314123	
LP3V 323x36W T26	600 x 1200	596	1196	95	573	1173	50	White	314132		314133	
LP3V 324x36W T26	600 x 1200	596	1196	95	573	1173	50	White	314142		314143	
LP3V 321x14W T16	200 x 600	196	596	95	148	587		White			314173	
LP3V 321x24W T16	200 x 600	196	596	95	148	587		White			314293	
LP3V 322x14W T16	300 x 600	296	596	95	273	573		White			314183	
LP3V 322x24W T16	300 x 600	296	596	95	273	573		White			314303	
LP3V 323x14W T16	600 x 600	596	596	95	573	573		White			314193	
LP3V 323x24W T16	600 x 600	596	596	95	573	573		White			314313	
LP3V 324x14W T16	600 x 600	596	596	95	573	573		White			314203	
LP3V 324x24W T16	600 x 600	596	596	95	573	573		White			314323	
LP3V 321x28W T16	200 x 1200	196	1196	95	148	1187		White			314233	
LP3V 321x54W T16	200 x 1200	196	1196	95	148	1187		White			314373	
LP3V 322x28W T16	300 x 1200	296	1196	95	273	1173		White			314243	
LP3V 322x54W T16	300 x 1200	296	1196	95	273	1173		White			314383	
LP3V 323x28W T16	600 x 1200	596	1196	95	573	1173		White			314253	
LP3V 323x54W T16	600 x 1200	596	1196	95	573	1173		White			314393	
LP3V 324x28W T16	600 x 1200	596	1196	95	573	1173		White			314263	
LP3V 324x54W T16	600 x 1200	596	1196	95	573	1173		White			314403	
LP3V 324x36W TC-L	600 x 600	596	596	95	573	626		White	314492		314493	
LP3V 324x55W TC-L	600 x 600	596	596	95	573	626		White			314553	

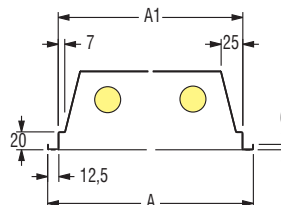
Note: The preceding luminaires are also available in **TITAN** colour with **10%** extra charge on the price list.

Dimensions

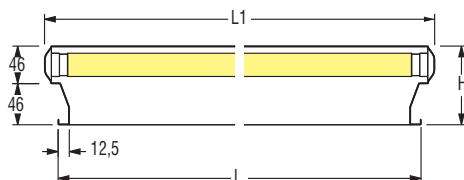
T26 & T16
L 321



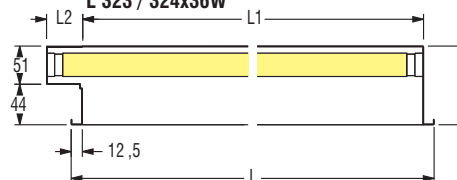
T26 & T16
L 322 - L 323 - L 324



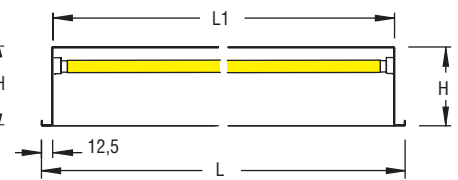
L 323x18W
L 324x18W IP20 / IP40



L 321x18 / 36W
L 322x18 / 36W
L 323 / 324x18W IP54
L 323 / 324x36W




T16









OSRAM: T8
PHILIPS: TL-D

OSRAM: T5
PHILIPS: TL5

TC-L OSRAM: DULUX L
PHILIPS: PL-L

LSP 320 T26 or T16



Flat diffuser from transparent prismatic methacrylate.
Steel cover frame painted in white colour.

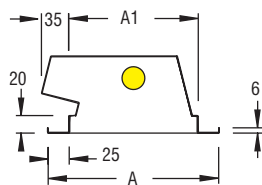
PRICE LIST

DESCRIPTION	For panels with structure mm	DIMENSIONS mm						COLOUR	Conventional ballast and capacitor		Electronic ballast	
		A	L	H	A1	L1	L2		CODE	PRICE	CODE	PRICE
LSP 321x18W T26	200 x 600	196	596	95	148	587	40	White	319012		319013	
LSP 322x18W T26	300 x 600	296	596	95	273	573	40	White	319022		319023	
LSP 323x18W T26	600 x 600	596	596	92	573	626		White	319032		319033	
LSP 324x18W T26	600 x 600	596	596	92	573	626		White	319042		319043	
LSP 321x36W T26	200 x 1200	196	1196	95	148	1187	50	White	319112		319113	
LSP 322x36W T26	300 x 1200	296	1196	95	273	1173	50	White	319122		319123	
LSP 323x36W T26	600 x 1200	596	1196	95	573	1173	50	White	319132		319133	
LSP 324x36W T26	600 x 1200	596	1196	95	573	1173	50	White	319142		319143	
LSP 321x14W T16	200 x 600	196	596	95	148	587		White			319173	
LSP 321x24W T16	200 x 600	196	596	95	148	587		White			319293	
LSP 322x14W T16	300 x 600	296	596	95	273	573		White			319183	
LSP 322x24W T16	300 x 600	296	596	95	273	573		White			319303	
LSP 323x14W T16	600 x 600	596	596	95	573	573		White			319193	
LSP 323x24W T16	600 x 600	596	596	95	573	573		White			319313	
LSP 324x14W T16	600 x 600	596	596	95	573	573		White			319203	
LSP 324x24W T16	600 x 600	596	596	95	573	573		White			319323	
LSP 321x28W T16	200 x 1200	196	1196	95	148	1187		White			319233	
LSP 321x54W T16	200 x 1200	196	1196	95	148	1187		White			319373	
LSP 322x28W T16	300 x 1200	296	1196	95	273	1173		White			319243	
LSP 322x54W T16	300 x 1200	296	1196	95	273	1173		White			319383	
LSP 323x28W T16	600 x 1200	596	1196	95	573	1173		White			319253	
LSP 323x54W T16	600 x 1200	596	1196	95	573	1173		White			319393	
LSP 324x28W T16	600 x 1200	596	1196	95	573	1173		White			319263	
LSP 324x54W T16	600 x 1200	596	1196	95	573	1173		White			319403	
LSP 324x36W TC-L	600 x 600	596	596	95	573	626		White	319492		319493	
LSP 324x55W TC-L	600 x 600	596	596	95	573	626		White			319553	

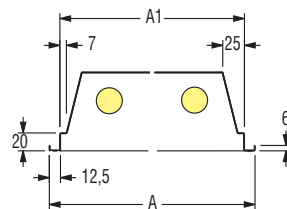
Note: The preceding luminaires are also available in TITAN colour with 10% extra charge on the price list.

Dimensions

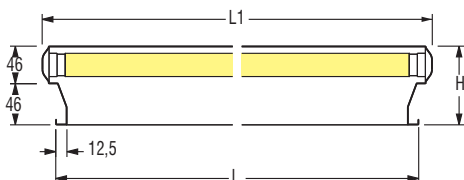
T26 & T16
L 321



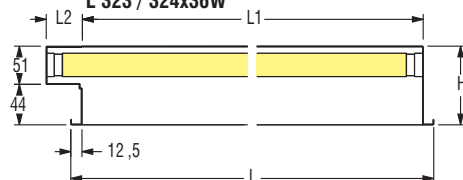
T26 & T16
L 322 - L 323 - L 324



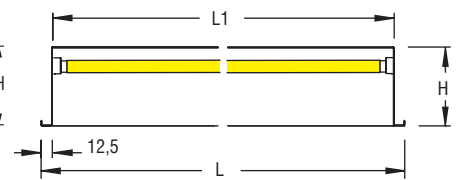
L 323x18W
L 324x18W



L 321x18 / 36W
L 322x18 / 36W
L 323 / 324x36W



T16





OSRAM: T8
PHILIPS: TL-D

OSRAM: T5
PHILIPS: TL5

TC-L OSRAM: DULUX L
PHILIPS: PL-L

**LSP0 320
T26 or T16**



Flat diffuser from opal methacrylate.
Steel cover frame painted in white colour.

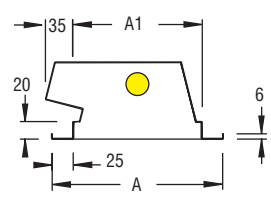
PRICE LIST

DESCRIPTION	For panels with structure mm	DIMENSIONS mm						COLOUR	Conventional ballast and capacitor		Electronic ballast	
		A	L	H	A1	L1	L2		CODE	PRICE	CODE	PRICE
LSP0 321x18W T26	200 x 600	196	596	95	148	587	40	White	310012		310013	
LSP0 322x18W T26	300 x 600	296	596	95	273	573	40	White	310022		310023	
LSP0 323x18W T26	600 x 600	596	596	92	573	626		White	310032		310033	
LSP0 324x18W T26	600 x 600	596	596	92	573	626		White	310042		310043	
LSP0 321x36W T26	200 x 1200	196	1196	95	148	1187	50	White	310112		310113	
LSP0 322x36W T26	300 x 1200	296	1196	95	273	1173	50	White	310122		310123	
LSP0 323x36W T26	600 x 1200	596	1196	95	573	1173	50	White	310132		310133	
LSP0 324x36W T26	600 x 1200	596	1196	95	573	1173	50	White	310142		310143	
LSP0 321x14W T16	200 x 600	196	596	95	148	587		White			310173	
LSP0 321x24W T16	200 x 600	196	596	95	148	587		White			310293	
LSP0 322x14W T16	300 x 600	296	596	95	273	573		White			310183	
LSP0 322x24W T16	300 x 600	296	596	95	273	573		White			310303	
LSP0 323x14W T16	600 x 600	596	596	95	573	573		White			310193	
LSP0 323x24W T16	600 x 600	596	596	95	573	573		White			310313	
LSP0 324x14W T16	600 x 600	596	596	95	573	573		White			310203	
LSP0 324x24W T16	600 x 600	596	596	95	573	573		White			310323	
LSP0 321x28W T16	200 x 1200	196	1196	95	148	1187		White			310233	
LSP0 321x54W T16	200 x 1200	196	1196	95	148	1187		White			310373	
LSP0 322x28W T16	300 x 1200	296	1196	95	273	1173		White			310243	
LSP0 322x54W T16	300 x 1200	296	1196	95	273	1173		White			310383	
LSP0 323x28W T16	600 x 1200	596	1196	95	573	1173		White			310253	
LSP0 323x54W T16	600 x 1200	596	1196	95	573	1173		White			310393	
LSP0 324x28W T16	600 x 1200	596	1196	95	573	1173		White			310263	
LSP0 324x54W T16	600 x 1200	596	1196	95	573	1173		White			310403	
LSP0 324x36W TC-L	600 x 600	596	596	95	573	626		White	310492		310493	
LSP0 324x55W TC-L	600 x 600	596	596	95	573	626		White			310553	

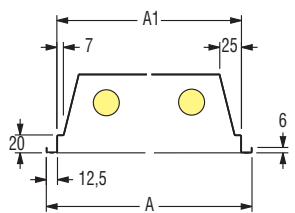
Note: The preceding luminaires are also available in TITAN colour with 10% extra charge on the price list.

Dimensions

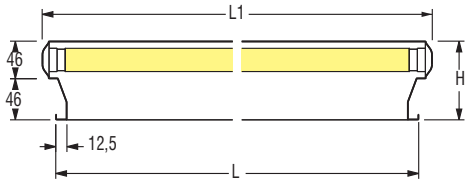
**T26 & T16
L 321**




**T26 & T16
L 322 - L 323 - L 324**



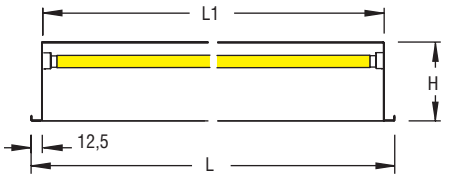
**L 323x18W
L 324x18W**




**L 321x18 / 36W
L 322x18 / 36W
L 323 / 324x36W**



T16





OSRAM: T8
PHILIPS: TL-D

OSRAM: T5
PHILIPS: TL5

TC-L OSRAM: DULUX L
PHILIPS: PL-L

LSP 320
T26 or T16 IP54



Flat diffuser from transparent prismatic methacrylate.
Steel cover frame painted in white colour.

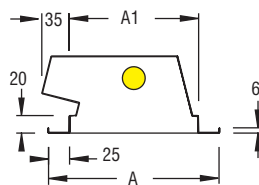
PRICE LIST

DESCRIPTION	For panels with structure mm	DIMENSIONS mm						COLOUR	Conventional ballast and capacitor		Electronic ballast	
		A	L	H	A1	L1	L2		CODE	PRICE	CODE	PRICE
LSP 321x18W T26 IP54	200 x 600	196	596	95	148	587	40	White	581012		581013	
LSP 322x18W T26 IP54	300 x 600	296	596	95	273	573	40	White	581022		581023	
LSP 323x18W T26 IP54	600 x 600	596	596	92	573	626		White	581032		581033	
LSP 324x18W T26 IP54	600 x 600	596	596	92	573	626		White	581042		581043	
LSP 321x36W T26 IP54	200 x 1200	196	1196	95	148	1187	50	White	581112		581113	
LSP 322x36W T26 IP54	300 x 1200	296	1196	95	273	1173	50	White	581122		581123	
LSP 323x36W T26 IP54	600 x 1200	596	1196	95	573	1173	50	White	581132		581133	
LSP 324x36W T26 IP54	600 x 1200	596	1196	95	573	1173	50	White	581142		581143	
LSP 321x14W T16 IP54	200 x 600	196	596	95	148	587		White			581173	
LSP 321x24W T16 IP54	200 x 600	196	596	95	148	587		White			581293	
LSP 322x14W T16 IP54	300 x 600	296	596	95	273	573		White			581183	
LSP 322x24W T16 IP54	300 x 600	296	596	95	273	573		White			581303	
LSP 323x14W T16 IP54	600 x 600	596	596	95	573	573		White			581193	
LSP 323x24W T16 IP54	600 x 600	596	596	95	573	573		White			581313	
LSP 324x14W T16 IP54	600 x 600	596	596	95	573	573		White			581203	
LSP 324x24W T16 IP54	600 x 600	596	596	95	573	573		White			581323	
LSP 321x28W T16 IP54	200 x 1200	196	1196	95	148	1187		White			581233	
LSP 321x54W T16 IP54	200 x 1200	196	1196	95	148	1187		White			581373	
LSP 322x28W T16 IP54	300 x 1200	296	1196	95	273	1173		White			581243	
LSP 322x54W T16 IP54	300 x 1200	296	1196	95	273	1173		White			581383	
LSP 323x28W T16 IP54	600 x 1200	596	1196	95	573	1173		White			581253	
LSP 323x54W T16 IP54	600 x 1200	596	1196	95	573	1173		White			581393	
LSP 324x28W T16 IP54	600 x 1200	596	1196	95	573	1173		White			581263	
LSP 324x54W T16 IP54	600 x 1200	596	1196	95	573	1173		White			581403	
LSP 324x36W TC-L IP54	600 x 600	596	596	95	573	626		White	581492		581493	
LSP 324x55W TC-L IP54	600 x 600	596	596	95	573	626		White			581553	

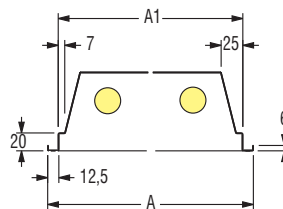
Note: The preceding luminaires are also available in **TITAN** colour with **10%** extra charge on the price list.

Dimensions

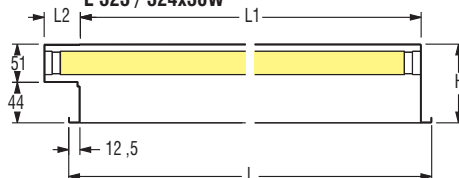
T26 & T16
L 321



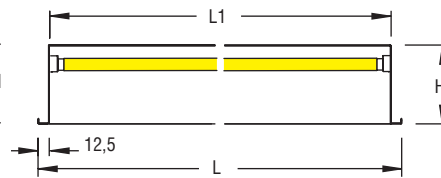
T26 & T16
L 322 - L 323 - L 324



L 321x18 / 36W
L 322x18 / 36W
L 323 / 324x36W



T16





OSRAM: T8
PHILIPS: TL-D

OSRAM: T5
PHILIPS: TL5

TC-L OSRAM: DULUX L
PHILIPS: PL-L

LSPO 320
T26 or T16 IP54



Flat diffuser from opal methacrylate.
Steel cover frame painted in white colour.

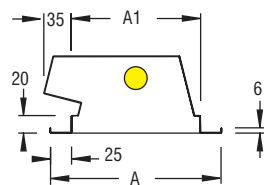
PRICE LIST

DESCRIPTION	For panels with structure mm	DIMENSIONS mm						COLOUR	Conventional ballast and capacitor		Electronic ballast	
		A	L	H	A1	L1	L2		CODE	PRICE	CODE	PRICE
LSPO 321x18W T26 IP54	200 x 600	196	596	95	148	587	40	White	585012		585013	
LSPO 322x18W T26 IP54	300 x 600	296	596	95	273	573	40	White	585022		585023	
LSPO 323x18W T26 IP54	600 x 600	596	596	92	573	626		White	585032		585033	
LSPO 324x18W T26 IP54	600 x 600	596	596	92	573	626		White	585042		585043	
LSPO 321x36W T26 IP54	200 x 1200	196	1196	95	148	1187	50	White	585112		585113	
LSPO 322x36W T26 IP54	300 x 1200	296	1196	95	273	1173	50	White	585122		585123	
LSPO 323x36W T26 IP54	600 x 1200	596	1196	95	573	1173	50	White	585132		585133	
LSPO 324x36W T26 IP54	600 x 1200	596	1196	95	573	1173	50	White	585142		585143	
LSPO 321x14W T16 IP54	200 x 600	196	596	95	148	587		White			585173	
LSPO 321x24W T16 IP54	200 x 600	196	596	95	148	587		White			585293	
LSPO 322x14W T16 IP54	300 x 600	296	596	95	273	573		White			585183	
LSPO 322x24W T16 IP54	300 x 600	296	596	95	273	573		White			585303	
LSPO 323x14W T16 IP54	600 x 600	596	596	95	573	573		White			585193	
LSPO 323x24W T16 IP54	600 x 600	596	596	95	573	573		White			585313	
LSPO 324x14W T16 IP54	600 x 600	596	596	95	573	573		White			585203	
LSPO 324x24W T16 IP54	600 x 600	596	596	95	573	573		White			585323	
LSPO 321x28W T16 IP54	200 x 1200	196	1196	95	148	1187		White			585233	
LSPO 321x54W T16 IP54	200 x 1200	196	1196	95	148	1187		White			585373	
LSPO 322x28W T16 IP54	300 x 1200	296	1196	95	273	1173		White			585243	
LSPO 322x54W T16 IP54	300 x 1200	296	1196	95	273	1173		White			585383	
LSPO 323x28W T16 IP54	600 x 1200	596	1196	95	573	1173		White			585253	
LSPO 323x54W T16 IP54	600 x 1200	596	1196	95	573	1173		White			585393	
LSPO 324x28W T16 IP54	600 x 1200	596	1196	95	573	1173		White			585263	
LSPO 324x54W T16 IP54	600 x 1200	596	1196	95	573	1173		White			585403	
LSPO 324x36W TC-L IP54	600 x 600	596	596	95	573	626		White	585492		585493	
LSPO 324x55W TC-L IP54	600 x 600	596	596	95	573	626		White			585553	

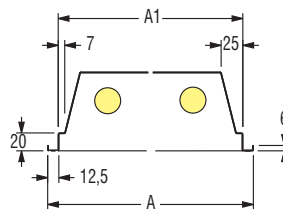
Note: The preceding luminaires are also available in **TITAN** colour with **10%** extra charge on the price list.

Dimensions

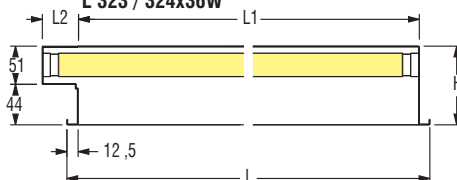
T26 & T16
L 321



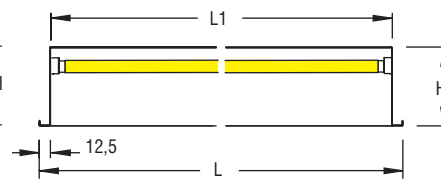
T26 & T16
L 322 - L 323 - L 324




L 321x18 / 36W
L 322x18 / 36W
L 323 / 324x36W



T16





Recessed luminaires for panels in mineral fibre with concealed structure or **plasterboard** ceiling, 600x600 & 600x1200mm.


Note: For installing of the luminaires in plasterboard the hole dimension is represented by **A1 x L1**.

OSRAM: T8
PHILIPS: TL-D


OSRAM: T5
PHILIPS: TL5

Parabolic **louvre 2M** from anodized non iridescent **specular** aluminium.

LP2M 400 T26 or T16



PRICE LIST											
DESCRIPTION	DIMENSIONS mm						COLOUR	Conventional ballast and capacitor		Electronic ballast	
	A	L	H	A1	L1	L2		CODE	PRICE	CODE	PRICE
LP2M 403x18W T26	621	621	95	573	573	40	White	321032		321033	
LP2M 404x18W T26	621	621	95	573	573	40	White	321042		321043	
LP2M 403x36W T26	621	1221	95	573	1173	50	White	321132		321133	
LP2M 404x36W T26	621	1221	95	573	1173	50	White	321142		321143	
LP2M 403x14W T16	621	621	95	573	573		White			321193	
LP2M 403x24W T16	621	621	95	573	573		White			321313	
LP2M 404x14W T16	621	621	95	573	573		White			321203	
LP2M 404x24W T16	621	621	95	573	573		White			321323	
LP2M 403x28W T16	621	1221	95	573	1173		White			321253	
LP2M 403x54W T16	621	1221	95	573	1173		White			321393	
LP2M 404x28W T16	621	1221	95	573	1173		White			321263	
LP2M 404x54W T16	621	1221	95	573	1173		White			321403	



Recessed luminaires for panels in mineral fibre with concealed structure or **plasterboard** ceiling, 600x600 & 600x1200mm.


Note: For installing of the luminaires in plasterboard the hole dimension is represented by **A1 x L1**.

OSRAM: T8
PHILIPS: TL-D

OSRAM: T5
PHILIPS: TL5

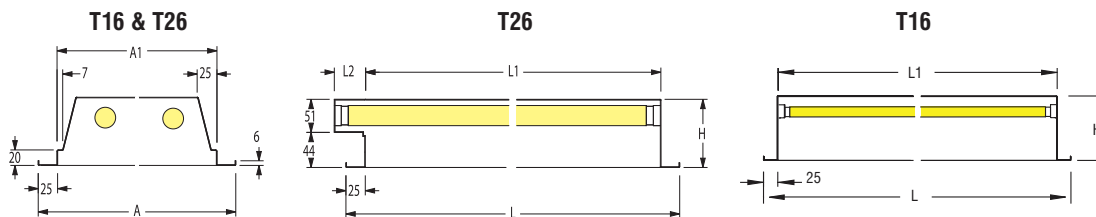
Parabolic **louvre 2S** from anodized non iridescent **semi-glossy** aluminium.


LP2S 400 T26 or T16



PRICE LIST											
DESCRIPTION	DIMENSIONS mm						COLOUR	Conventional ballast and capacitor		Electronic ballast	
	A	L	H	A1	L1	L2		CODE	PRICE	CODE	PRICE
LP2S 403x18W T26	621	621	95	573	573	40	White	322032		322033	
LP2S 404x18W T26	621	621	95	573	573	40	White	322042		322043	
LP2S 403x36W T26	621	1221	95	573	1173	50	White	322132		322133	
LP2S 404x36W T26	621	1221	95	573	1173	50	White	322142		322143	
LP2S 403x14W T16	621	621	95	573	573		White			322193	
LP2S 403x24W T16	621	621	95	573	573		White			322313	
LP2S 404x14W T16	621	621	95	573	573		White			322203	
LP2S 404x24W T16	621	621	95	573	573		White			322323	
LP2S 403x28W T16	621	1221	95	573	1173		White			322253	
LP2S 403x54W T16	621	1221	95	573	1173		White			322393	
LP2S 404x28W T16	621	1221	95	573	1173		White			322263	
LP2S 404x54W T16	621	1221	95	573	1173		White			322403	

Note: The preceding luminaires are also available in **TITAN** colour with **10%** extra charge on the price list.






Suspension brackets
From galvanized steel thickness 1,5mm, necessary for the installation in plasterboard.

SUSPENSION BRACKETS

PRICE LIST			
CODE	DESCRIPTION		
303001	15 BS (4 pieces)	0170	




Recessed luminaires for panels in mineral fibre with concealed structure or **plasterboard** ceiling, 600x600 & 600x1200mm.

Note: For installing of the luminaires in plasterboard the hole dimension is represented by **A1 x L1**.


	OSRAM: T8
	PHILIPS: TL-D
	OSRAM: T5
	PHILIPS: TL5

Parabolic **louvre 3M** with square cell section from anodized non iridescent **specular** aluminium.

LP3M 400 T26 or T16



PRICE LIST											
DESCRIPTION	DIMENSIONS mm						COLOUR	Conventional ballast and capacitor		Electronic ballast	
	A	L	H	A1	L1	L2		CODE	PRICE	CODE	PRICE
LP3M 403x18W T26	621	621	95	573	573	40	White	323032		323033	
LP3M 404x18W T26	621	621	95	573	573	40	White	323042		323043	
LP3M 403x36W T26	621	1221	95	573	1173	50	White	323132		323133	
LP3M 404x36W T26	621	1221	95	573	1173	50	White	323142		323143	
LP3M 403x14W T16	621	621	95	573	573		White			323193	
LP3M 403x24W T16	621	621	95	573	573		White			323313	
LP3M 404x14W T16	621	621	95	573	573		White			323203	
LP3M 404x24W T16	621	621	95	573	573		White			323323	
LP3M 403x28W T16	621	1221	95	573	1173		White			323253	
LP3M 403x54W T16	621	1221	95	573	1173		White			323393	
LP3M 404x28W T16	621	1221	95	573	1173		White			323263	
LP3M 404x54W T16	621	1221	95	573	1173		White			323403	




Recessed luminaires for panels in mineral fibre with concealed structure or plasterboard ceiling, 600x600 & 600x1200mm.

Note: For installing of the luminaires in plasterboard the hole dimension is represented by **A1 x L1**.

	OSRAM: T8
	PHILIPS: TL-D
	OSRAM: T5
	PHILIPS: TL5

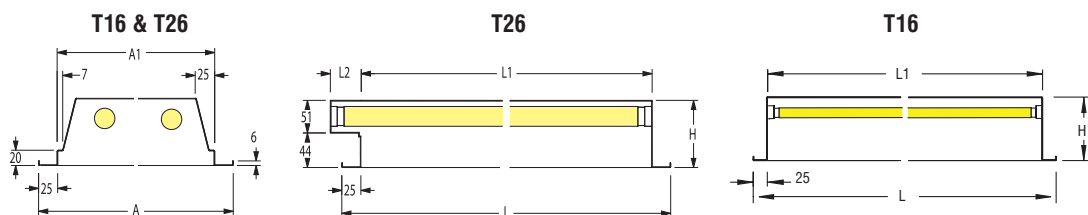
Parabolic **louvre 3V** with square cell section in **white** painted aluminium.


LP3V 400 T26 or T16



PRICE LIST											
DESCRIPTION	DIMENSIONS mm						COLOUR	Conventional ballast and capacitor		Electronic ballast	
	A	L	H	A1	L1	L2		CODE	PRICE	CODE	PRICE
LP3V 403x18W T26	621	621	95	573	573	40	White	324032		324033	
LP3V 404x18W T26	621	621	95	573	573	40	White	324042		324043	
LP3V 403x36W T26	621	1221	95	573	1173	50	White	324132		324133	
LP3V 404x36W T26	621	1221	95	573	1173	50	White	324142		324143	
LP3V 403x14W T16	621	621	95	573	573		White			324193	
LP3V 403x24W T16	621	621	95	573	573		White			324313	
LP3V 404x14W T16	621	621	95	573	573		White			324203	
LP3V 404x24W T16	621	621	95	573	573		White			324323	
LP3V 403x28W T16	621	1221	95	573	1173		White			324253	
LP3V 403x54W T16	621	1221	95	573	1173		White			324393	
LP3V 404x28W T16	621	1221	95	573	1173		White			324263	
LP3V 404x54W T16	621	1221	95	573	1173		White			324403	

Note: The preceding luminaires are also available in **TITAN** colour with **10%** extra charge on the price list.






Suspension brackets
From galvanized steel thickness 1,5mm, necessary for the installation in plasterboard.

SUSPENSION BRACKETS

PRICE LIST			
CODE	DESCRIPTION		
303001	15 BS (4 pieces)	0170	



Recessed luminaires for panels in mineral fibre with concealed structure or **plasterboard** ceiling, 600x600 & 600x1200mm.


Note: For installing of the luminaires in plasterboard the hole dimension is represented by **A1 x L1**.

OSRAM: T8
PHILIPS: TL-D


OSRAM: T5
PHILIPS: TL5

Flat **diffuser** from transparent **prismatic** methacrylate.
Steel cover frame painted in white colour.

LSP 400 T26 or T16



PRICE LIST											
DESCRIPTION	DIMENSIONS mm						COLOUR	Conventional ballast and capacitor		Electronic ballast	
	A	L	H	A1	L1	L2		CODE	PRICE	CODE	PRICE
LSP 403x18W T26	621	621	95	573	573	40	White	329032		329033	
LSP 404x18W T26	621	621	95	573	573	40	White	329042		329043	
LSP 403x36W T26	621	1221	95	573	1173	50	White	329132		329133	
LSP 404x36W T26	621	1221	95	573	1173	50	White	329142		329143	
LSP 403x14W T16	621	621	95	573	573		White			329193	
LSP 403x24W T16	621	621	95	573	573		White			329313	
LSP 404x14W T16	621	621	95	573	573		White			329203	
LSP 404x24W T16	621	621	95	573	573		White			329323	
LSP 403x28W T16	621	1221	95	573	1173		White			329253	
LSP 403x54W T16	621	1221	95	573	1173		White			329393	
LSP 404x28W T16	621	1221	95	573	1173		White			329263	
LSP 404x54W T16	621	1221	95	573	1173		White			329403	



Recessed luminaires for panels in mineral fibre with concealed structure or **plasterboard** ceiling, 600x600 & 600x1200mm.

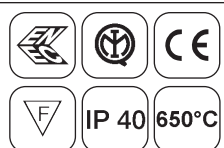
Note: For installing of the luminaires in plasterboard the hole dimension is represented by **A1 x L1**.

OSRAM: T8
PHILIPS: TL-D

OSRAM: T5
PHILIPS: TL5

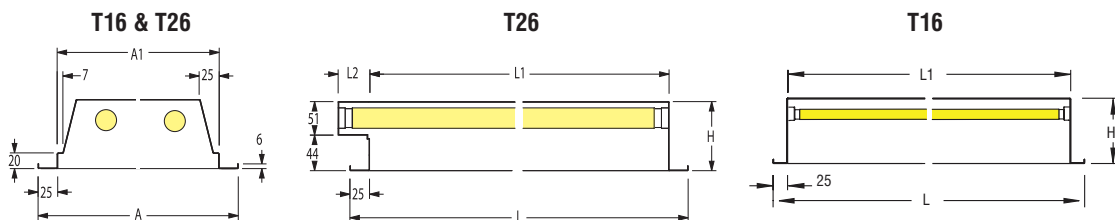
Flat **diffuser** from **opal** methacrylate.
Steel cover frame painted in white colour.

LSPO 400 T26 or T16




PRICE LIST											
DESCRIPTION	DIMENSIONS mm						COLOUR	Conventional ballast and capacitor		Electronic ballast	
	A	L	H	A1	L1	L2		CODE	PRICE	CODE	PRICE
LSPO 403x18W T26	621	621	95	573	573	40	White	320032		320033	
LSPO 404x18W T26	621	621	95	573	573	40	White	320042		320043	
LSPO 403x36W T26	621	1221	95	573	1173	50	White	320132		320133	
LSPO 404x36W T26	621	1221	95	573	1173	50	White	320142		320143	
LSPO 403x14W T16	621	621	95	573	573		White			320193	
LSPO 403x24W T16	621	621	95	573	573		White			320313	
LSPO 404x14W T16	621	621	95	573	573		White			320203	
LSPO 404x24W T16	621	621	95	573	573		White			320323	
LSPO 403x28W T16	621	1221	95	573	1173		White			320253	
LSPO 403x54W T16	621	1221	95	573	1173		White			320393	
LSPO 404x28W T16	621	1221	95	573	1173		White			320263	
LSPO 404x54W T16	621	1221	95	573	1173		White			320403	

Note: The preceding luminaires are also available in **TITAN** colour with **10%** extra charge on the price list.





SUSPENSION BRACKETS				PRICE LIST	
CODE	DESCRIPTION				
303001	15 BS	(4 pieces)		0170	




Recessed luminaires for panels in mineral fibre with concealed structure or plasterboard ceiling, 600x600 & 600x1200mm.

Note: For installing of the luminaires in plasterboard the hole dimension is represented by **A1 x L1**.


	OSRAM: T8 PHILIPS: TL-D
	OSRAM: T5 PHILIPS: TL5

Flat **diffuser** from transparent **prismatic** methacrylate.
Steel cover frame painted in white colour.

LSP 400
T26 or T16 IP54





								PRICE LIST			
DESCRIPTION	DIMENSIONS mm						COLOUR	Conventional ballast and capacitor		Electronic ballast	
	A	L	H	A1	L1	L2		CODE	PRICE	CODE	PRICE
LSP 403x18W T26 IP54	621	621	95	573	573	40	White	582032		582033	
LSP 404x18W T26 IP54	621	621	95	573	573	40	White	582042		582043	
LSP 403x36W T26 IP54	621	1221	95	573	1173	50	White	582132		582133	
LSP 404x36W T26 IP54	621	1221	95	573	1173	50	White	582142		582143	
LSP 403x14W T16 IP54	621	621	95	573	573		White			582193	
LSP 403x24W T16 IP54	621	621	95	573	573		White			582313	
LSP 404x14W T16 IP54	621	621	95	573	573		White			582203	
LSP 404x24W T16 IP54	621	621	95	573	573		White			582323	
LSP 403x28W T16 IP54	621	1221	95	573	1173		White			582253	
LSP 403x54W T16 IP54	621	1221	95	573	1173		White			582393	
LSP 404x28W T16 IP54	621	1221	95	573	1173		White			582263	
LSP 404x54W T16 IP54	621	1221	95	573	1173		White			582403	




Recessed luminaires for panels in mineral fibre with concealed structure or plasterboard ceiling, 600x600 & 600x1200mm.

Note: For installing of the luminaires in plasterboard the hole dimension is represented by **A1 x L1**.

	OSRAM: T8 PHILIPS: TL-D
	OSRAM: T5 PHILIPS: TL5

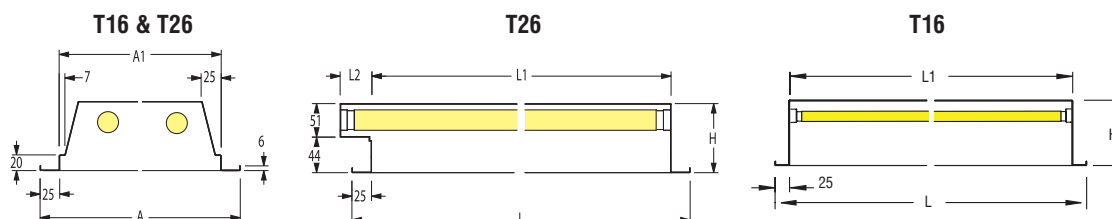
Flat **diffuser** from **opal** methacrylate.
Steel cover frame painted in white colour.

LSP0 400
T26 or T16 IP54



								PRICE LIST			
DESCRIPTION	DIMENSIONS mm						COLOUR	Conventional ballast and capacitor		Electronic ballast	
	A	L	H	A1	L1	L2		CODE	PRICE	CODE	PRICE
LSP0 403x18W T26 IP54	621	621	95	573	573	40	White	586032		586033	
LSP0 404x18W T26 IP54	621	621	95	573	573	40	White	586042		586043	
LSP0 403x36W T26 IP54	621	1221	95	573	1173	50	White	586132		586133	
LSP0 404x36W T26 IP54	621	1221	95	573	1173	50	White	586142		586143	
LSP0 403x14W T16 IP54	621	621	95	573	573		White			586193	
LSP0 403x24W T16 IP54	621	621	95	573	573		White			586313	
LSP0 404x14W T16 IP54	621	621	95	573	573		White			586203	
LSP0 404x24W T16 IP54	621	621	95	573	573		White			586323	
LSP0 403x28W T16 IP54	621	1221	95	573	1173		White			586253	
LSP0 403x54W T16 IP54	621	1221	95	573	1173		White			586393	
LSP0 404x28W T16 IP54	621	1221	95	573	1173		White			586263	
LSP0 404x54W T16 IP54	621	1221	95	573	1173		White			586403	

Note: The preceding luminaires are also available in **TITAN** colour with **10%** extra charge on the price list.



SUSPENSION BRACKETS		PRICE LIST	
CODE	DESCRIPTION		
303001	15 BS (4 pieces)	0170	



Recessed luminaires in **staves pitch width** 100, 150, 200, 300mm, or **plasterboard ceiling**.

Note: For installing of the luminaires in plasterboard the hole dimension is represented by **A1 x L1**.

Parabolic **louvre 2M** from anodized non iridescent **specular aluminium**.



OSRAM: T8
PHILIPS: TL-D



OSRAM: DULUX S
PHILIPS: PL-S



OSRAM: DULUX D
PHILIPS: PL-C



OSRAM: DULUX L
PHILIPS: PL-L



OSRAM: T5
PHILIPS: TL5



OSRAM: DULUX S/E
PHILIPS: PL-S/4P



OSRAM: DULUX D/E
PHILIPS: PL-C/4P

LP2M 550-560 T26 or T16

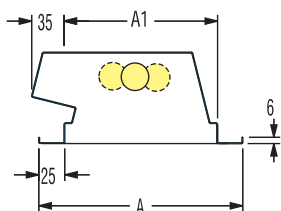


PRICE LIST

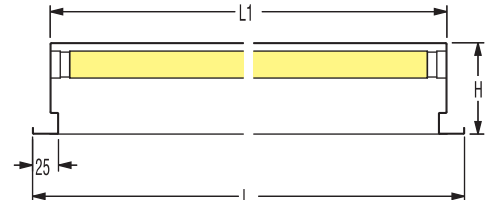
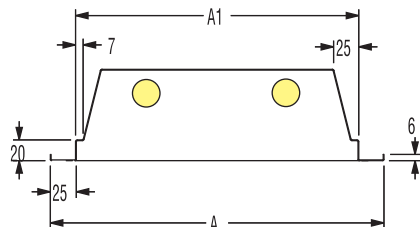
DESCRIPTION	Staves pitch width mm	DIMENSIONS mm					COLOUR	Conventional ballast and capacitor		Electronic ballast	
		A	L	H	A1	L1		CODE	PRICE	CODE	PRICE
LP2M 551x18W T26	150	196	647	95	148	613	White	331012		331013	
LP2M 551x36W T26	150	196	1256	95	148	1222	White	331112		331113	
LP2M 551x58W T26	150	196	1556	95	148	1522	White	331152		331153	
LP2M 552x18W T26	100, 150, 300	321	647	95	273	613	White	331022		331023	
LP2M 552x36W T26	100, 150, 300	321	1256	95	273	1222	White	331122		331123	
LP2M 552x58W T26	100, 150, 300	321	1556	95	273	1522	White	331162		331163	
LP2M 561x18W T26	100, 200	238	647	95	190	613	White	341012		341013	
LP2M 561x36W T26	100, 200	238	1256	95	190	1222	White	341112		341113	
LP2M 561x58W T26	100, 200	238	1556	95	190	1522	White	341152		341153	
LP2M 562x18W T26	100, 200	238	647	95	190	613	White	341022		341023	
LP2M 562x36W T26	100, 200	238	1256	95	190	1222	White	341122		341123	
LP2M 562x58W T26	100, 200	238	1556	95	190	1522	White	341162		341163	
LP2M 551x14W T16	150	196	647	95	148	613	White			331173	
LP2M 551x24W T16	150	196	647	95	148	613	White			331273	
LP2M 551x28W T16	150	196	1256	95	148	1222	White			331233	
LP2M 551x54W T16	150	196	1256	95	148	1222	White			331353	
LP2M 551x35W T16	150	196	1556	95	148	1522	White			331253	
LP2M 551x49W T16	150	196	1556	95	148	1522	White			331333	
LP2M 552x14W T16	100, 150, 300	321	647	95	273	613	White			331183	
LP2M 552x24W T16	100, 150, 300	321	647	95	273	613	White			331283	
LP2M 552x28W T16	100, 150, 300	321	1256	95	273	1222	White			331243	
LP2M 552x54W T16	100, 150, 300	321	1256	95	273	1222	White			331363	
LP2M 552x35W T16	100, 150, 300	321	1556	95	273	1522	White			331263	
LP2M 552x49W T16	100, 150, 300	321	1556	95	273	1522	White			331343	
LP2M 552x80W T16	100, 150, 300	321	1556	95	273	1522	White			331403	
LP2M 561x14W T16	100, 200	238	647	95	190	613	White			341173	
LP2M 561x24W T16	100, 200	238	647	95	190	613	White			341273	
LP2M 561x28W T16	100, 200	238	1256	95	190	1222	White			341233	
LP2M 561x54W T16	100, 200	238	1256	95	190	1222	White			341353	
LP2M 561x35W T16	100, 200	238	1556	95	190	1522	White			341253	
LP2M 561x49W T16	100, 200	238	1556	95	190	1522	White			341333	
LP2M 561x80W T16	100, 200	238	1556	95	190	1522	White			341393	
LP2M 562x14W T16	100, 200	238	647	95	190	613	White			341183	
LP2M 562x24W T16	100, 200	238	647	95	190	613	White			341283	
LP2M 562x28W T16	100, 200	238	1256	95	190	1222	White			341243	
LP2M 562x54W T16	100, 200	238	1256	95	190	1222	White			341363	
LP2M 562x35W T16	100, 200	238	1556	95	190	1522	White			341263	
LP2M 562x49W T16	100, 200	238	1556	95	190	1522	White			341343	
LP2M 552x11W TC-S/TC-SEL	100, 150, 300	321	321	95	273	273	White	331782			
LP2M 552x18W TC-L	100, 150, 300	321	321	95	273	273	White	331422		331423	
LP2M 552x26W TC-D /TC-DEL	100, 150, 300	321	321	95	273	273	White	331662		331663	
LP2M 552x36W TC-L	100, 150, 300	321	518	95	273	484	White	331462		331463	


Note: The preceding luminaires are also available in **TITAN** colour with **10%** extra charge on the price list.

L 560, L 551



L 552





Recessed luminaires in **staves pitch width** 100, 150, 200, 300mm, or **plaster-board ceiling**.

Note: For installing of the luminaires in plasterboard the hole dimension is represented by **A1 x L1**.

Parabolic **louvre 2S** from anodized non iridescent **semi-glossy aluminium**.

- OSRAM: T8
PHILIPS: TL-D
- OSRAM: DULUX S
PHILIPS: PL-S
- OSRAM: DULUX D
PHILIPS: PL-C
- OSRAM: DULUX L
PHILIPS: PL-L

- OSRAM: T5
PHILIPS: TL5
- OSRAM: DULUX S/E
PHILIPS: PL-S/4P
- OSRAM: DULUX D/E
PHILIPS: PL-C/4P

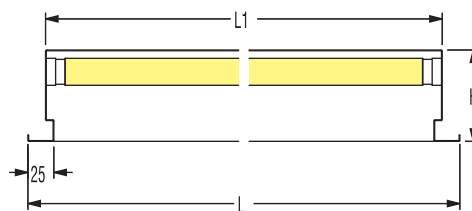
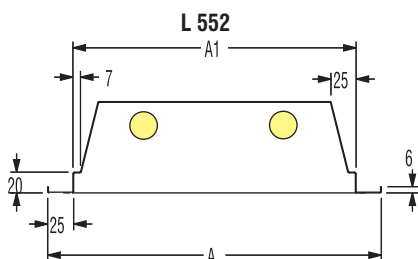
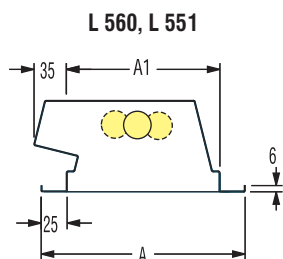
LP2S 550-560 T26 or T16




PRICE LIST

DESCRIPTION	Staves pitch width mm	DIMENSIONS mm					COLOUR	Conventional ballast and capacitor		Electronic ballast	
		A	L	H	A1	L1		CODE	PRICE	CODE	PRICE
LP2S 551x18W T26	150	196	647	95	148	613	White	332012		332013	
LP2S 551x36W T26	150	196	1256	95	148	1222	White	332112		332113	
LP2S 551x58W T26	150	196	1556	95	148	1522	White	332152		332153	
LP2S 552x18W T26	100, 150, 300	321	647	95	273	613	White	332022		332023	
LP2S 552x36W T26	100, 150, 300	321	1256	95	273	1222	White	332122		332123	
LP2S 552x58W T26	100, 150, 300	321	1556	95	273	1522	White	332162		332163	
LP2S 561x18W T26	100, 200	238	647	95	190	613	White	342012		342013	
LP2S 561x36W T26	100, 200	238	1256	95	190	1222	White	342112		342113	
LP2S 561x58W T26	100, 200	238	1556	95	190	1522	White	342152		342153	
LP2S 562x18W T26	100, 200	238	647	95	190	613	White	342022		342023	
LP2S 562x36W T26	100, 200	238	1256	95	190	1222	White	342122		342123	
LP2S 562x58W T26	100, 200	238	1556	95	190	1522	White	342162		342163	
LP2S 551x14W T16	150	196	647	95	148	613	White			332173	
LP2S 551x24W T16	150	196	647	95	148	613	White			332273	
LP2S 551x28W T16	150	196	1256	95	148	1222	White			332233	
LP2S 551x54W T16	150	196	1256	95	148	1222	White			332353	
LP2S 551x35W T16	150	196	1556	95	148	1522	White			332253	
LP2S 551x49W T16	150	196	1556	95	148	1522	White			332333	
LP2S 552x14W T16	100, 150, 300	321	647	95	273	613	White			332183	
LP2S 552x24W T16	100, 150, 300	321	647	95	273	613	White			332283	
LP2S 552x28W T16	100, 150, 300	321	1256	95	273	1222	White			332243	
LP2S 552x54W T16	100, 150, 300	321	1256	95	273	1222	White			332363	
LP2S 552x35W T16	100, 150, 300	321	1556	95	273	1522	White			332263	
LP2S 552x49W T16	100, 150, 300	321	1556	95	273	1522	White			332343	
LP2S 552x80W T16	100, 150, 300	321	1556	95	273	1522	White			332403	
LP2S 561x14W T16	100, 200	238	647	95	190	613	White			342173	
LP2S 561x24W T16	100, 200	238	647	95	190	613	White			342273	
LP2S 561x28W T16	100, 200	238	1256	95	190	1222	White			342233	
LP2S 561x54W T16	100, 200	238	1256	95	190	1222	White			342353	
LP2S 561x35W T16	100, 200	238	1556	95	190	1522	White			342253	
LP2S 561x49W T16	100, 200	238	1556	95	190	1522	White			342333	
LP2S 561x80W T16	100, 200	238	1556	95	190	1522	White			342393	
LP2S 562x14W T16	100, 200	238	647	95	190	613	White			342183	
LP2S 562x24W T16	100, 200	238	647	95	190	613	White			342283	
LP2S 562x28W T16	100, 200	238	1256	95	190	1222	White			342243	
LP2S 562x54W T16	100, 200	238	1256	95	190	1222	White			342363	
LP2S 562x35W T16	100, 200	238	1556	95	190	1522	White			342263	
LP2S 562x49W T16	100, 200	238	1556	95	190	1522	White			342343	
LP2S 552x11W TC-S/TC-SEL	100, 150, 300	321	321	95	273	273	White	332782			
LP2S 552x18W TC-L	100, 150, 300	321	321	95	273	273	White	332422		332423	
LP2S 552x26W TC-D /TC-DEL	100, 150, 300	321	321	95	273	273	White	332662		332663	
LP2S 552x36W TC-L	100, 150, 300	321	518	95	273	484	White	332462		332463	

Note: The preceding luminaires are also available in **TITAN** colour with **10%** extra charge on the price list.





Recessed luminaires in **staves pitch width** 100, 150, 200, 300mm, or **plasterboard** ceiling.

Note: For installing of the luminaires in plasterboard the hole dimension is represented by **A1 x L1**.

Parabolic **louvre 3M** with square cell section from anodized non iridescent **specular** aluminium.



OSRAM: T8
PHILIPS: TL-D



OSRAM: T5
PHILIPS: TL5



OSRAM: DULUX S
PHILIPS: PL-S



OSRAM: DULUX S/E
PHILIPS: PL-S/4P



OSRAM: DULUX D
PHILIPS: PL-C



OSRAM: DULUX D/E
PHILIPS: PL-C/4P



OSRAM: DULUX L
PHILIPS: PL-L

LP3M 550-560 T26 or T16

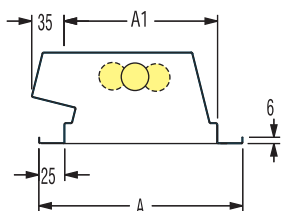


PRICE LIST

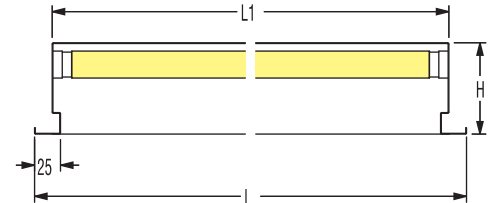
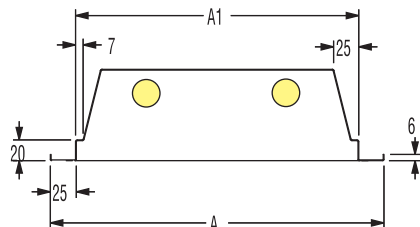
DESCRIPTION	Staves pitch width mm	DIMENSIONS mm					COLOUR	Conventional ballast and capacitor		Electronic ballast	
		A	L	H	A1	L1		CODE	PRICE	CODE	PRICE
LP3M 551x18W T26	150	196	647	95	148	613	White	333012		333013	
LP3M 551x36W T26	150	196	1256	95	148	1222	White	333112		333113	
LP3M 551x58W T26	150	196	1556	95	148	1522	White	333152		333153	
LP3M 552x18W T26	100, 150, 300	321	647	95	273	613	White	333022		333023	
LP3M 552x36W T26	100, 150, 300	321	1256	95	273	1222	White	333122		333123	
LP3M 552x58W T26	100, 150, 300	321	1556	95	273	1522	White	333162		333163	
LP3M 561x18W T26	100, 200	238	647	95	190	613	White	343012		343013	
LP3M 561x36W T26	100, 200	238	1256	95	190	1222	White	343112		343113	
LP3M 561x58W T26	100, 200	238	1556	95	190	1522	White	343152		343153	
LP3M 562x18W T26	100, 200	238	647	95	190	613	White	343022		343023	
LP3M 562x36W T26	100, 200	238	1256	95	190	1222	White	343122		343123	
LP3M 562x58W T26	100, 200	238	1556	95	190	1522	White	343162		343163	
LP3M 551x14W T16	150	196	647	95	148	613	White			333173	
LP3M 551x24W T16	150	196	647	95	148	613	White			333273	
LP3M 551x28W T16	150	196	1256	95	148	1222	White			333233	
LP3M 551x54W T16	150	196	1256	95	148	1222	White			333353	
LP3M 551x35W T16	150	196	1556	95	148	1522	White			333253	
LP3M 551x49W T16	150	196	1556	95	148	1522	White			333333	
LP3M 552x14W T16	100, 150, 300	321	647	95	273	613	White			333183	
LP3M 552x24W T16	100, 150, 300	321	647	95	273	613	White			333283	
LP3M 552x28W T16	100, 150, 300	321	1256	95	273	1222	White			333243	
LP3M 552x54W T16	100, 150, 300	321	1256	95	273	1222	White			333363	
LP3M 552x35W T16	100, 150, 300	321	1556	95	273	1522	White			333263	
LP3M 552x49W T16	100, 150, 300	321	1556	95	273	1522	White			333343	
LP3M 552x80W T16	100, 150, 300	321	1556	95	273	1522	White			333403	
LP3M 561x14W T16	100, 200	238	647	95	190	613	White			343173	
LP3M 561x24W T16	100, 200	238	647	95	190	613	White			343273	
LP3M 561x28W T16	100, 200	238	1256	95	190	1222	White			343233	
LP3M 561x54W T16	100, 200	238	1256	95	190	1222	White			343353	
LP3M 561x35W T16	100, 200	238	1556	95	190	1522	White			343253	
LP3M 561x49W T16	100, 200	238	1556	95	190	1522	White			343333	
LP3M 561x80W T16	100, 200	238	1556	95	190	1522	White			343393	
LP3M 562x14W T16	100, 200	238	647	95	190	613	White			343183	
LP3M 562x24W T16	100, 200	238	647	95	190	613	White			343283	
LP3M 562x28W T16	100, 200	238	1256	95	190	1222	White			343243	
LP3M 562x54W T16	100, 200	238	1256	95	190	1222	White			343363	
LP3M 562x35W T16	100, 200	238	1556	95	190	1522	White			343263	
LP3M 562x49W T16	100, 200	238	1556	95	190	1522	White			343343	
LP3M 552x11W TC-S/TC-SEL	100, 150, 300	321	321	95	273	273	White	333782		333783	
LP3M 552x18W TC-L	100, 150, 300	321	321	95	273	273	White	333422		333423	
LP3M 552x26W TC-D /TC-DEL	100, 150, 300	321	321	95	273	273	White	333662		333663	
LP3M 552x36W TC-L	100, 150, 300	321	518	95	273	484	White	333462		333463	

Note: The preceding luminaires are also available in **TITAN** colour with **10%** extra charge on the price list.

L 560, L 551



L 552


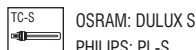




Recessed luminaires in **staves pitch width** 100, 150, 200, 300mm, or **plasterboard** ceiling.

Note: For installing of the luminaires in plasterboard the hole dimension is represented by **A1 x L1**.

Parabolic **louvre 3V** with square cell section in **white** painted aluminium.



LP3V 550-560 T26 or T16

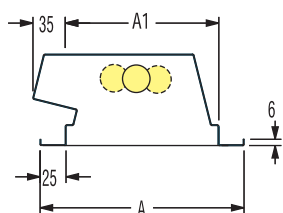


PRICE LIST

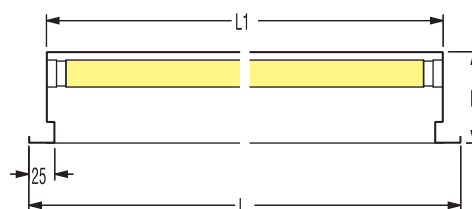
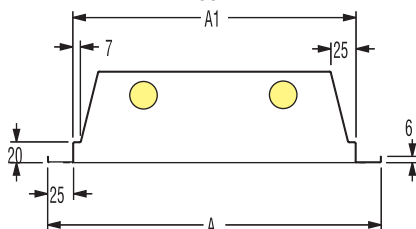
DESCRIPTION	Staves pitch width mm	DIMENSIONS mm					COLOUR	Conventional ballast and capacitor		Electronic ballast	
		A	L	H	A1	L1		CODE	PRICE	CODE	PRICE
LP3V 551x18W T26	150	196	647	95	148	613	White	334012		334013	
LP3V 551x36W T26	150	196	1256	95	148	1222	White	334112		334113	
LP3V 551x58W T26	150	196	1556	95	148	1522	White	334152		334153	
LP3V 552x18W T26	100, 150, 300	321	647	95	273	613	White	334022		334023	
LP3V 552x36W T26	100, 150, 300	321	1256	95	273	1222	White	334122		334123	
LP3V 552x58W T26	100, 150, 300	321	1556	95	273	1522	White	334162		334163	
LP3V 561x18W T26	100, 200	238	647	95	190	613	White	344012		344013	
LP3V 561x36W T26	100, 200	238	1256	95	190	1222	White	344112		344113	
LP3V 561x58W T26	100, 200	238	1556	95	190	1522	White	344152		344153	
LP3V 562x18W T26	100, 200	238	647	95	190	613	White	344022		344023	
LP3V 562x36W T26	100, 200	238	1256	95	190	1222	White	344122		344123	
LP3V 562x58W T26	100, 200	238	1556	95	190	1522	White	344162		344163	
LP3V 551x14W T16	150	196	647	95	148	613	White			334173	
LP3V 551x24W T16	150	196	647	95	148	613	White			334273	
LP3V 551x28W T16	150	196	1256	95	148	1222	White			334233	
LP3V 551x54W T16	150	196	1256	95	148	1222	White			334353	
LP3V 551x35W T16	150	196	1556	95	148	1522	White			334253	
LP3V 551x49W T16	150	196	1556	95	148	1522	White			334333	
LP3V 552x14W T16	100, 150, 300	321	647	95	273	613	White			334183	
LP3V 552x24W T16	100, 150, 300	321	647	95	273	613	White			334283	
LP3V 552x28W T16	100, 150, 300	321	1256	95	273	1222	White			334243	
LP3V 552x54W T16	100, 150, 300	321	1256	95	273	1222	White			334363	
LP3V 552x35W T16	100, 150, 300	321	1556	95	273	1522	White			334263	
LP3V 552x49W T16	100, 150, 300	321	1556	95	273	1522	White			334343	
LP3V 552x80W T16	100, 150, 300	321	1556	95	273	1522	White			334403	
LP3V 561x14W T16	100, 200	238	647	95	190	613	White			344173	
LP3V 561x24W T16	100, 200	238	647	95	190	613	White			344273	
LP3V 561x28W T16	100, 200	238	1256	95	190	1222	White			344233	
LP3V 561x54W T16	100, 200	238	1256	95	190	1222	White			344353	
LP3V 561x35W T16	100, 200	238	1556	95	190	1522	White			344253	
LP3V 561x49W T16	100, 200	238	1556	95	190	1522	White			344333	
LP3V 561x80W T16	100, 200	238	1556	95	190	1522	White			344393	
LP3V 562x14W T16	100, 200	238	647	95	190	613	White			344183	
LP3V 562x24W T16	100, 200	238	647	95	190	613	White			344283	
LP3V 562x28W T16	100, 200	238	1256	95	190	1222	White			344243	
LP3V 562x54W T16	100, 200	238	1256	95	190	1222	White			344363	
LP3V 562x35W T16	100, 200	238	1556	95	190	1522	White			344263	
LP3V 562x49W T16	100, 200	238	1556	95	190	1522	White			344343	
LP3V 552x11W TC-S/TC-SEL	100, 150, 300	321	321	95	273	273	White	334782			
LP3V 552x18W TC-L	100, 150, 300	321	321	95	273	273	White	334422		334423	
LP3V 552x26W TC-D /TC-DEL	100, 150, 300	321	321	95	273	273	White	334662		334663	
LP3V 552x36W TC-L	100, 150, 300	321	518	95	273	484	White	334462		334463	

Note: The preceding luminaires are also available in **TITAN** colour with **10%** extra charge on the price list.

L 560, L 551



L 552





Recessed luminaires in **staves pitch width** 100, 150, 200, 300mm, or **plasterboard** ceiling.

Note: For installing of the luminaires in plasterboard the hole dimension is represented by **A1 x L1**.

Flat **diffuser** from transparent **prismatic** methacrylate. Steel cover frame painted in white colour.



OSRAM: T8
PHILIPS: TL-D



OSRAM: DULUX S
PHILIPS: PL-S



OSRAM: DULUX D
PHILIPS: PL-C



OSRAM: DULUX L
PHILIPS: PL-L



OSRAM: T5
PHILIPS: TL5



OSRAM: DULUX S/E
PHILIPS: PL-S/4P



OSRAM: DULUX D/E
PHILIPS: PL-C/4P

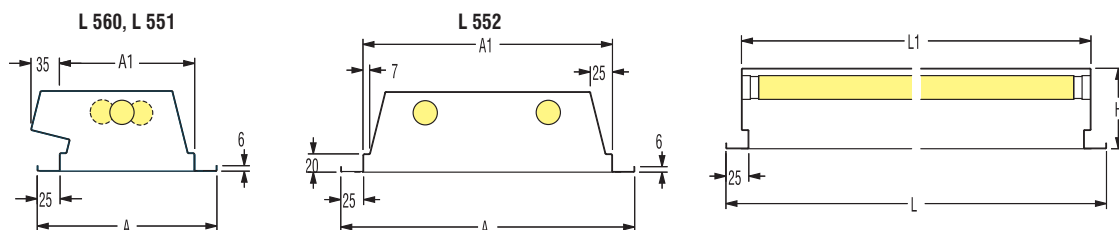
LSP 550-560
T26 or T16




PRICE LIST

DESCRIPTION	Staves pitch width mm	DIMENSIONS mm					COLOUR	Conventional ballast and capacitor		Electronic ballast	
		A	L	H	A1	L1		CODE	PRICE	CODE	PRICE
LSP 551x18W T26	150	196	647	95	148	613	White	339012		339013	
LSP 551x36W T26	150	196	1256	95	148	1222	White	339112		339113	
LSP 551x58W T26	150	196	1556	95	148	1522	White	339152		339153	
LSP 552x18W T26	100, 150, 300	321	647	95	273	613	White	339022		339023	
LSP 552x36W T26	100, 150, 300	321	1256	95	273	1222	White	339122		339123	
LSP 552x58W T26	100, 150, 300	321	1556	95	273	1522	White	339162		339163	
LSP 561x18W T26	100, 200	238	647	95	190	613	White	349012		349013	
LSP 561x36W T26	100, 200	238	1256	95	190	1222	White	349112		349113	
LSP 561x58W T26	100, 200	238	1556	95	190	1522	White	349152		349153	
LSP 562x18W T26	100, 200	238	647	95	190	613	White	349022		349023	
LSP 562x36W T26	100, 200	238	1256	95	190	1222	White	349122		349123	
LSP 562x58W T26	100, 200	238	1556	95	190	1522	White	349162		349163	
LSP 551x14W T16	150	196	647	95	148	613	White			339173	
LSP 551x24W T16	150	196	647	95	148	613	White			339273	
LSP 551x28W T16	150	196	1256	95	148	1222	White			339233	
LSP 551x54W T16	150	196	1256	95	148	1222	White			339353	
LSP 551x35W T16	150	196	1556	95	148	1522	White			339253	
LSP 551x49W T16	150	196	1556	95	148	1522	White			339333	
LSP 552x14W T16	100, 150, 300	321	647	95	273	613	White			339183	
LSP 552x24W T16	100, 150, 300	321	647	95	273	613	White			339283	
LSP 552x28W T16	100, 150, 300	321	1256	95	273	1222	White			339243	
LSP 552x54W T16	100, 150, 300	321	1256	95	273	1222	White			339363	
LSP 552x35W T16	100, 150, 300	321	1556	95	273	1522	White			339263	
LSP 552x49W T16	100, 150, 300	321	1556	95	273	1522	White			339343	
LSP 552x80W T16	100, 150, 300	321	1556	95	273	1522	White			339403	
LSP 561x14W T16	100, 200	238	647	95	190	613	White			349173	
LSP 561x24W T16	100, 200	238	647	95	190	613	White			349273	
LSP 561x28W T16	100, 200	238	1256	95	190	1222	White			349233	
LSP 561x54W T16	100, 200	238	1256	95	190	1222	White			349353	
LSP 561x35W T16	100, 200	238	1556	95	190	1522	White			349253	
LSP 561x49W T16	100, 200	238	1556	95	190	1522	White			349333	
LSP 561x80W T16	100, 200	238	1556	95	190	1522	White			349393	
LSP 562x14W T16	100, 200	238	647	95	190	613	White			349183	
LSP 562x24W T16	100, 200	238	647	95	190	613	White			349283	
LSP 562x28W T16	100, 200	238	1256	95	190	1222	White			349243	
LSP 562x54W T16	100, 200	238	1256	95	190	1222	White			349363	
LSP 562x35W T16	100, 200	238	1556	95	190	1522	White			349263	
LSP 562x49W T16	100, 200	238	1556	95	190	1522	White			349343	
LSP 552x11W TC-S/TC-SEL	100, 150, 300	321	321	95	273	273	White	339782			
LSP 552x18W TC-L	100, 150, 300	321	321	95	273	273	White	339422		339423	
LSP 552x26W TC-D /TC-DEL	100, 150, 300	321	321	95	273	273	White	339662			
LSP 552x36W TC-L	100, 150, 300	321	518	95	273	484	White	339462		339463	

Note: The preceding luminaires are also available in **TITAN** colour with **10%** extra charge on the price list.

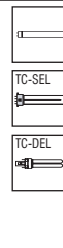
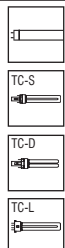




Recessed luminaires in **staves pitch width** 100, 150, 200, 300mm, or **plasterboard** ceiling.

Note: For installing of the luminaires in plasterboard the hole dimension is represented by **A1 x L1**.

Flat **diffuser** from **opal** methacrylate.
Steel cover frame painted in white colour.



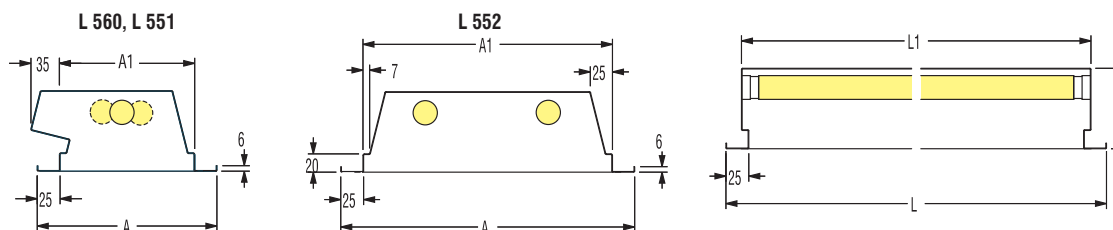
**LSP0 550-560
T26 or T16**



PRICE LIST

DESCRIPTION	Staves pitch width mm	DIMENSIONS mm					COLOUR	Conventional ballast and capacitor		Electronic ballast	
		A	L	H	A1	L1		CODE	PRICE	CODE	PRICE
LSP0 551x18W T26	150	196	647	95	148	613	White	330012		330013	
LSP0 551x36W T26	150	196	1256	95	148	1222	White	330112		330113	
LSP0 551x58W T26	150	196	1556	95	148	1522	White	330152		330153	
LSP0 552x18W T26	100, 150, 300	321	647	95	273	613	White	330022		330023	
LSP0 552x36W T26	100, 150, 300	321	1256	95	273	1222	White	330122		330123	
LSP0 552x58W T26	100, 150, 300	321	1556	95	273	1522	White	330162		330163	
LSP0 561x18W T26	100, 200	238	647	95	190	613	White	340012		340013	
LSP0 561x36W T26	100, 200	238	1256	95	190	1222	White	340112		340113	
LSP0 561x58W T26	100, 200	238	1556	95	190	1522	White	340152		340153	
LSP0 562x18W T26	100, 200	238	647	95	190	613	White	340022		340023	
LSP0 562x36W T26	100, 200	238	1256	95	190	1222	White	340122		340123	
LSP0 562x58W T26	100, 200	238	1556	95	190	1522	White	340162		340163	
LSP0 551x14W T16	150	196	647	95	148	613	White			330173	
LSP0 551x24W T16	150	196	647	95	148	613	White			330273	
LSP0 551x28W T16	150	196	1256	95	148	1222	White			330233	
LSP0 551x54W T16	150	196	1256	95	148	1222	White			330353	
LSP0 551x35W T16	150	196	1556	95	148	1522	White			330253	
LSP0 551x49W T16	150	196	1556	95	148	1522	White			330333	
LSP0 552x14W T16	100, 150, 300	321	647	95	273	613	White			330183	
LSP0 552x24W T16	100, 150, 300	321	647	95	273	613	White			330283	
LSP0 552x28W T16	100, 150, 300	321	1256	95	273	1222	White			330243	
LSP0 552x54W T16	100, 150, 300	321	1256	95	273	1222	White			330363	
LSP0 552x35W T16	100, 150, 300	321	1556	95	273	1522	White			330263	
LSP0 552x49W T16	100, 150, 300	321	1556	95	273	1522	White			330343	
LSP0 552x80W T16	100, 150, 300	321	1556	95	273	1522	White			330403	
LSP0 561x14W T16	100, 200	238	647	95	190	613	White			340173	
LSP0 561x24W T16	100, 200	238	647	95	190	613	White			340273	
LSP0 561x28W T16	100, 200	238	1256	95	190	1222	White			340233	
LSP0 561x54W T16	100, 200	238	1256	95	190	1222	White			340353	
LSP0 561x35W T16	100, 200	238	1556	95	190	1522	White			340253	
LSP0 561x49W T16	100, 200	238	1556	95	190	1522	White			340333	
LSP0 561x80W T16	100, 200	238	1556	95	190	1522	White			340393	
LSP0 562x14W T16	100, 200	238	647	95	190	613	White			340183	
LSP0 562x24W T16	100, 200	238	647	95	190	613	White			340283	
LSP0 562x28W T16	100, 200	238	1256	95	190	1222	White			340243	
LSP0 562x54W T16	100, 200	238	1256	95	190	1222	White			340363	
LSP0 562x35W T16	100, 200	238	1556	95	190	1522	White			340263	
LSP0 562x49W T16	100, 200	238	1556	95	190	1522	White			340343	
LSP0 552x11W TC-S/TC-SEL	100, 150, 300	321	321	95	273	273	White	330782			
LSP0 552x18W TC-L	100, 150, 300	321	321	95	273	273	White	330422		330423	
LSP0 552x26W TC-D /TC-DEL	100, 150, 300	321	321	95	273	273	White	330662			
LSP0 552x36W TC-L	100, 150, 300	321	518	95	273	484	White	330462		330463	

Note: The preceding luminaires are also available in **TITAN** colour with **10%** extra charge on the price list.





Recessed luminaires in **staves pitch width** 100, 150, 200, 300mm, or **plasterboard** ceiling.

Note: For installing of the luminaires in plasterboard the hole dimension is represented by **A1 x L1**.

Flat **diffuser** from transparent **prismatic** methacrylate. Steel cover frame painted in white colour.



OSRAM: T8
PHILIPS: TL-D



OSRAM: DULUX S
PHILIPS: PL-S



OSRAM: DULUX D
PHILIPS: PL-C



OSRAM: DULUX S/E
PHILIPS: PL-S/4P



OSRAM: T5
PHILIPS: TL5



OSRAM: DULUX S/E
PHILIPS: PL-S/4P



OSRAM: DULUX D/E
PHILIPS: PL-C/4P

**LSP 550-560
T26 or T16 IP54**

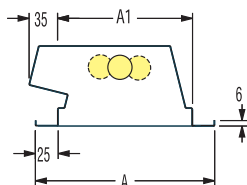


PRICE LIST

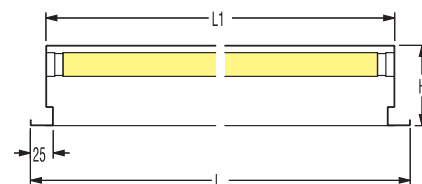
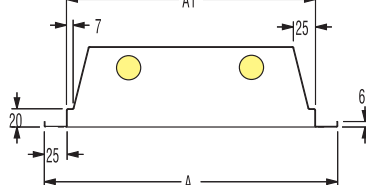
DESCRIPTION	Staves pitch width mm	DIMENSIONS mm					COLOUR	Conventional ballast and capacitor		Electronic ballast	
		A	L	H	A1	L1		CODE	PRICE	CODE	PRICE
LSP 551x18W T26 IP54	150	196	647	95	148	613	White	583012		583013	
LSP 551x36W T26 IP54	150	196	1256	95	148	1222	White	583112		583113	
LSP 551x58W T26 IP54	150	196	1556	95	148	1522	White	583152		583153	
LSP 552x18W T26 IP54	100, 150, 300	321	647	95	273	613	White	583022		583023	
LSP 552x36W T26 IP54	100, 150, 300	321	1256	95	273	1222	White	583122		583123	
LSP 552x58W T26 IP54	100, 150, 300	321	1556	95	273	1522	White	583162		583163	
LSP 561x18W T26 IP54	100, 200	238	647	95	190	613	White	584012		584013	
LSP 561x36W T26 IP54	100, 200	238	1256	95	190	1222	White	584112		584113	
LSP 561x58W T26 IP54	100, 200	238	1556	95	190	1522	White	584152		584153	
LSP 562x18W T26 IP54	100, 200	238	647	95	190	613	White	584022		584023	
LSP 562x36W T26 IP54	100, 200	238	1256	95	190	1222	White	584122		584123	
LSP 562x58W T26 IP54	100, 200	238	1556	95	190	1522	White	584162		584163	
LSP 551x14W T16 IP54	150	196	647	95	148	613	White			583173	
LSP 551x24W T16 IP54	150	196	647	95	148	613	White			583273	
LSP 551x28W T16 IP54	150	196	1256	95	148	1222	White			583233	
LSP 551x54W T16 IP54	150	196	1256	95	148	1222	White			583353	
LSP 551x35W T16 IP54	150	196	1556	95	148	1522	White			583253	
LSP 551x49W T16 IP54	150	196	1556	95	148	1522	White			583333	
LSP 552x14W T16 IP54	100, 150, 300	321	647	95	273	613	White			583183	
LSP 552x24W T16 IP54	100, 150, 300	321	647	95	273	613	White			583283	
LSP 552x28W T16 IP54	100, 150, 300	321	1256	95	273	1222	White			583243	
LSP 552x54W T16 IP54	100, 150, 300	321	1256	95	273	1222	White			583363	
LSP 552x35W T16 IP54	100, 150, 300	321	1556	95	273	1522	White			583263	
LSP 552x49W T16 IP54	100, 150, 300	321	1556	95	273	1522	White			583343	
LSP 552x80W T16 IP54	100, 150, 300	321	1556	95	273	1522	White			583403	
LSP 561x14W T16 IP54	100, 200	238	647	95	190	613	White			584173	
LSP 561x24W T16 IP54	100, 200	238	647	95	190	613	White			584273	
LSP 561x28W T16 IP54	100, 200	238	1256	95	190	1222	White			584233	
LSP 561x54W T16 IP54	100, 200	238	1256	95	190	1222	White			584353	
LSP 561x35W T16 IP54	100, 200	238	1556	95	190	1522	White			584253	
LSP 561x49W T16 IP54	100, 200	238	1556	95	190	1522	White			584333	
LSP 561x80W T16 IP54	100, 200	238	1556	95	190	1522	White			584393	
LSP 562x14W T16 IP54	100, 200	238	647	95	190	613	White			584183	
LSP 562x24W T16 IP54	100, 200	238	647	95	190	613	White			584283	
LSP 562x28W T16 IP54	100, 200	238	1256	95	190	1222	White			584243	
LSP 562x54W T16 IP54	100, 200	238	1256	95	190	1222	White			584363	
LSP 562x35W T16 IP54	100, 200	238	1556	95	190	1522	White			584263	
LSP 562x49W T16 IP54	100, 200	238	1556	95	190	1522	White			584343	
LSP 552x11W IP54 TC-S/TC-SEL	100, 150, 300	321	321	95	273	273	White	583782			
LSP 552x18W IP54 TC-L	100, 150, 300	321	321	95	273	273	White	583422		583423	
LSP 552x26W IP54 TC-D /TC-DEL	100, 150, 300	321	321	95	273	273	White	583662			
LSP 552x36W IP54 TC-L	100, 150, 300	321	518	95	273	484	White	583462		583463	


Note: The preceding luminaires are also available in **TITAN** colour with **10%** extra charge on the price list.

L 560, L 551



L 552





Recessed luminaires in **staves pitch width** 100, 150, 200, 300mm, or **plasterboard** ceiling.

Note: For installing of the luminaires in plasterboard the hole dimension is represented by **A1 x L1**.

Flat **diffuser** from **opal** methacrylate.
Steel cover frame painted in white colour.



OSRAM: T8
PHILIPS: TL-D



OSRAM: DULUX S
PHILIPS: PL-S



OSRAM: DULUX D
PHILIPS: PL-C



OSRAM: DULUX L
PHILIPS: PL-L



OSRAM: T5
PHILIPS: TL5



OSRAM: DULUX S/E
PHILIPS: PL-S/4P



OSRAM: DULUX D/E
PHILIPS: PL-C/4P

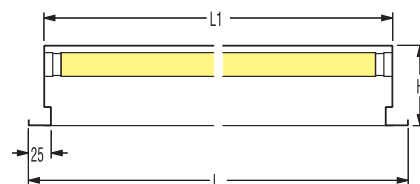
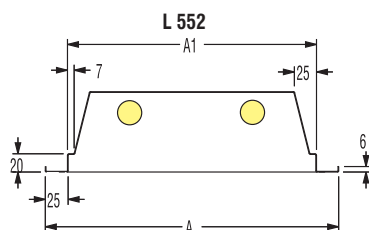
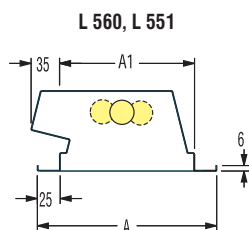
**LSPO 550-560
T26 or T16 IP54**


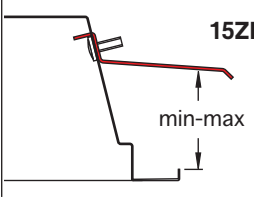


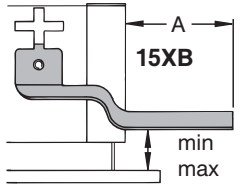


PRICE LIST

DESCRIPTION	Staves pitch width mm	DIMENSIONS mm					COLOUR	Conventional ballast and capacitor		Electronic ballast	
		A	L	H	A1	L1		CODE	PRICE	CODE	PRICE
LSPO 551x18W T26 IP54	150	196	647	95	148	613	White	587012		587013	
LSPO 551x36W T26 IP54	150	196	1256	95	148	1222	White	587112		587113	
LSPO 551x58W T26 IP54	150	196	1556	95	148	1522	White	587152		587153	
LSPO 552x18W T26 IP54	100, 150, 300	321	647	95	273	613	White	587022		587023	
LSPO 552x36W T26 IP54	100, 150, 300	321	1256	95	273	1222	White	587122		587123	
LSPO 552x58W T26 IP54	100, 150, 300	321	1556	95	273	1522	White	587162		587163	
LSPO 561x18W T26 IP54	100, 200	238	647	95	190	613	White	588012		588013	
LSPO 561x36W T26 IP54	100, 200	238	1256	95	190	1222	White	588112		588113	
LSPO 561x58W T26 IP54	100, 200	238	1556	95	190	1522	White	588152		588153	
LSPO 562x18W T26 IP54	100, 200	238	647	95	190	613	White	588022		588023	
LSPO 562x36W T26 IP54	100, 200	238	1256	95	190	1222	White	588122		588123	
LSPO 562x58W T26 IP54	100, 200	238	1556	95	190	1522	White	588162		588163	
LSPO 551x14W T16 IP54	150	196	647	95	148	613	White			587173	
LSPO 551x24W T16 IP54	150	196	647	95	148	613	White			587273	
LSPO 551x28W T16 IP54	150	196	1256	95	148	1222	White			587233	
LSPO 551x54W T16 IP54	150	196	1256	95	148	1222	White			587353	
LSPO 551x35W T16 IP54	150	196	1556	95	148	1522	White			587253	
LSPO 551x49W T16 IP54	150	196	1556	95	148	1522	White			587333	
LSPO 552x14W T16 IP54	100, 150, 300	321	647	95	273	613	White			587183	
LSPO 552x24W T16 IP54	100, 150, 300	321	647	95	273	613	White			587283	
LSPO 552x28W T16 IP54	100, 150, 300	321	1256	95	273	1222	White			587243	
LSPO 552x54W T16 IP54	100, 150, 300	321	1256	95	273	1222	White			587363	
LSPO 552x35W T16 IP54	100, 150, 300	321	1556	95	273	1522	White			587263	
LSPO 552x49W T16 IP54	100, 150, 300	321	1556	95	273	1522	White			587343	
LSPO 552x80W T16 IP54	100, 150, 300	321	1556	95	273	1522	White			587403	
LSPO 561x14W T16 IP54	100, 200	238	647	95	190	613	White			588173	
LSPO 561x24W T16 IP54	100, 200	238	647	95	190	613	White			588273	
LSPO 561x28W T16 IP54	100, 200	238	1256	95	190	1222	White			588233	
LSPO 561x54W T16 IP54	100, 200	238	1256	95	190	1222	White			588353	
LSPO 561x35W T16 IP54	100, 200	238	1556	95	190	1522	White			588253	
LSPO 561x49W T16 IP54	100, 200	238	1556	95	190	1522	White			588333	
LSPO 561x80W T16 IP54	100, 200	238	1556	95	190	1522	White			588393	
LSPO 562x14W T16 IP54	100, 200	238	647	95	190	613	White			588183	
LSPO 562x24W T16 IP54	100, 200	238	647	95	190	613	White			588283	
LSPO 562x28W T16 IP54	100, 200	238	1256	95	190	1222	White			588243	
LSPO 562x54W T16 IP54	100, 200	238	1256	95	190	1222	White			588363	
LSPO 562x35W T16 IP54	100, 200	238	1556	95	190	1522	White			588263	
LSPO 562x49W T16 IP54	100, 200	238	1556	95	190	1522	White			588343	
LSPO 552x11W IP54 TC-S/TC-SEL	100, 150, 300	321	321	95	273	273	White	587782			
LSPO 552x18W IP54 TC-L	100, 150, 300	321	321	95	273	273	White	587422		587423	
LSPO 552x26W IP54 TC-D /TC-DEL	100, 150, 300	321	321	95	273	273	White	587662			
LSPO 552x36W IP54 TC-L	100, 150, 300	321	518	95	273	484	White	587462		587463	

Note: The preceding luminaires are also available in **TITAN** colour with **10%** extra charge on the price list.



		<p>Suspension brackets from galvanized steel thickness 1,5mm, necessary for the installation in plasterboard or in staves pitch (width 100, 150, 200, 300mm) placed parallel to the luminaires</p>	<p>L 550-560 SUSPENSION BRACKETS</p>
			<p>15 BS min.18mm, max. 45mm 15 ZH min.45mm, max. 72mm</p>
			PRICE LIST
CODE	DESCRIPTION		
303001	15 BS (4 pieces)	0170	
303005	15 ZH (4 pieces)	0177	

			<p>Suspension brackets from galvanized steel thickness 1,5mm, necessary for the installation of L550, L560 luminaires in staves pitch (width 100, 150, 200, 300mm) placed transverse to the luminaires.</p>	<p>L 550-560 SUSPENSION BRACKETS</p>
				<p>15 XB min.20mm, max. 40mm A=55mm 15 GF min.40mm, max. 60mm A=60mm 15 DP min.60mm, max. 80mm A=55mm</p>
				PRICE LIST
CODE	DESCRIPTION			
303004	15 XB (4 pieces)	0176		
303003	15 GF (4 pieces)	0175		
303002	15 DP (4 pieces)	0174		



2-3-4x14-24W=580mm, 2x21-39W=880mm
2x28-54W=1180mm, 2x35-49-80W=1480mm

56mm

2-3-4x14-24W=597mm, 2x21-39W=897mm
2x28-54W=1197mm, 2x35-49-80W=1497mm

56mm

2x..=283mm
3-4x..=580mm

2x..=300mm
3-4x..=597mm

OSRAM: T5
PHILIPS: TL5

Recessed luminaires for panels in mineral fibre with exposed **structure or plasterboard ceiling**, 600x600mm.

Parabolic **louvre** from specular aluminium.

MLM

				PRICE LIST
CODE	DESCRIPTION	Plasterboard HOLE	COLOUR	Electronic ballast
36118	MLM 352x14W T16 Recessed lum.	283 x 580	White, Titan	
36119	MLM 353x14W T16 Recessed lum.	580 x 580	White, Titan	
36120	MLM 354x14W T16 Recessed lum.	580 x 580	White, Titan	
36122	MLM 352x21W T16 Recessed lum.	283 x 880	White, Titan	
36128	MLM 352x24W T16 Recessed lum.	283 x 580	White, Titan	
36129	MLM 353x24W T16 Recessed lum.	580 x 580	White, Titan	
36130	MLM 354x24W T16 Recessed lum.	580 x 580	White, Titan	
36124	MLM 352x28W T16 Recessed lum.	283 x1180	White, Titan	
36126	MLM 352x35W T16 Recessed lum.	283 x1480	White, Titan	
36132	MLM 352x39W T16 Recessed lum.	283 x 880	White, Titan	
36134	MLM 352x49W T16 Recessed lum.	283 x1480	White, Titan	
36136	MLM 352x54W T16 Recessed lum.	283 x1180	White, Titan	
36140	MLM 352x80W T16 Recessed lum.	283 x1480	White, Titan	

Note: Suspension **bracket 15BS** necessary for the installation in **plasterboard** ceiling (set of 4 pieces) - Code: 303001

572

596

TC-L OSRAM: DULUX L
PHILIPS: PL-L

Recessed luminaires for panels in mineral fibre with exposed **structure or plasterboard ceiling**, 600x600mm.

Steel parabolic **recuperator** with high reflectivity in white colour
Steel **reflector** in white colour.

SOFT LIGHT L 620

				PRICE LIST
CODE	DESCRIPTION	DIMENSIONS	COLOUR	Electronic ballast
352483	L621 x 40W TC-L / 2G11	596 x 596 x 100	White	
352513	L621 x 55W TC-L / 2G11	596 x 596 x 100	White	
352493	L622 x 40W TC-L / 2G11	596 x 596 x 100	White	
352523	L622 x 55W TC-L / 2G11	596 x 596 x 100	White	

Note: For installing of the luminaires in **plasterboard** the hole dimension is **580x580mm**.
Note: Suspension **bracket 15BS** necessary for the installation in **plasterboard** ceiling (set of 4 pieces) - Code: 303001

OSRAM: T5
PHILIPS: TL5

Steel parabolic **recuperator** with high reflectivity in white colour.

Parabolic **louvre** from anodized non iridescent specular aluminium.


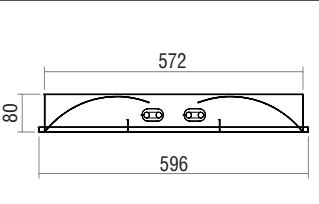
LST 632


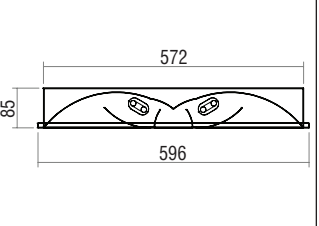
				PRICE LIST
CODE	DESCRIPTION	DIMENSIONS	COLOUR	Electronic ballast
353243	LST 632 x 28W T16	296 x 1196 x 100	White	
353363	LST 632 x 54W T16	296 x 1196 x 100	White	


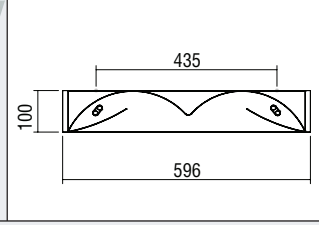
Note: For installing of the luminaires in **plasterboard** the hole dimension is **275x1175mm**.
Note: Suspension **bracket 15BS** necessary for the installation in **plasterboard** ceiling (set of 4 pieces) - Code: 303001


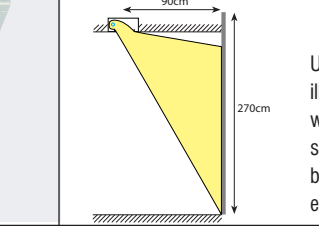
Colour Codes:

- 1 White 2 Titan 3 Black 4 Chrome 5 matt Alum. 6 Gold 7 matt Gold 8 Bronze 9 Anodized


		<p>TC-L OSRAM: DULUX L PHILIPS: PL-L</p> <p>Recessed luminaires for panels in mineral fibre with exposed structure or plasterboard ceiling, 600x600mm Steel parabolic recuperator with high reflectivity in white colour. Lamps cover from opal methacrylate</p>	<p>L 662</p> <p>IP 20 CE F</p>													
				<p align="center">PRICE LIST</p> <table border="1"> <thead> <tr> <th>CODE</th> <th>DESCRIPTION</th> <th>DIMENSIONS</th> <th>COLOUR</th> <th>Electronic ballast</th> </tr> </thead> <tbody> <tr> <td>357493</td> <td>L662 x 40W TC-L / 2G11</td> <td>596 x 596 x 80</td> <td>White</td> <td></td> </tr> <tr> <td>357523</td> <td>L662 x 55W TC-L / 2G11</td> <td>596 x 596 x 80</td> <td>White</td> <td></td> </tr> </tbody> </table>		CODE	DESCRIPTION	DIMENSIONS	COLOUR	Electronic ballast	357493	L662 x 40W TC-L / 2G11	596 x 596 x 80	White		357523
CODE	DESCRIPTION	DIMENSIONS	COLOUR	Electronic ballast												
357493	L662 x 40W TC-L / 2G11	596 x 596 x 80	White													
357523	L662 x 55W TC-L / 2G11	596 x 596 x 80	White													
<p align="center">Note: For installing of the luminaires in plasterboard the hole dimension is 580x580mm. Note: Suspension bracket 15BS necessary for the installation in plasterboard ceiling (set of 4 pieces) - Code: 303001</p>																

		<p>TC-L OSRAM: DULUX L PHILIPS: PL-L</p> <p>Recessed luminaires for panels in mineral fibre with exposed structure or plasterboard ceiling, 600x600mm Steel parabolic recuperator with high reflectivity in white colour. Micro-perforated reflector from steel painted in white colour covered with reflection film. Parabolic louvre from specular aluminium.</p>	<p>SOFT LIGHT L 672</p> <p>IP 20 CE F</p>													
				<p align="center">PRICE LIST</p> <table border="1"> <thead> <tr> <th>CODE</th> <th>DESCRIPTION</th> <th>DIMENSIONS</th> <th>COLOUR</th> <th>Electronic ballast</th> </tr> </thead> <tbody> <tr> <td>354493</td> <td>L672 x 40W TC-L / 2G11</td> <td>596 x 596 x 90</td> <td>White</td> <td></td> </tr> <tr> <td>354523</td> <td>L672 x 55W TC-L / 2G11</td> <td>596 x 596 x 90</td> <td>White</td> <td></td> </tr> </tbody> </table>		CODE	DESCRIPTION	DIMENSIONS	COLOUR	Electronic ballast	354493	L672 x 40W TC-L / 2G11	596 x 596 x 90	White		354523
CODE	DESCRIPTION	DIMENSIONS	COLOUR	Electronic ballast												
354493	L672 x 40W TC-L / 2G11	596 x 596 x 90	White													
354523	L672 x 55W TC-L / 2G11	596 x 596 x 90	White													
<p align="center">Note: For installing of the luminaires in plasterboard the hole dimension is 580x580mm. Note: Suspension bracket 15BS necessary for the installation in plasterboard ceiling (set of 4 pieces) - Code: 303001</p>																

		<p>TC-L OSRAM: DULUX L PHILIPS: PL-L</p> <p>Recessed luminaires for panels in mineral fibre with exposed structure or plasterboard ceiling, 600x600mm Steel parabolic recuperator with high reflectivity in white colour. Micro-perforated reflector from steel painted in white colour covered with reflection film.</p>	<p>SOFT LIGHT L 682</p> <p>IP 20 CE F</p>													
				<p align="center">PRICE LIST</p> <table border="1"> <thead> <tr> <th>CODE</th> <th>DESCRIPTION</th> <th>DIMENSIONS</th> <th>COLOUR</th> <th>Electronic ballast</th> </tr> </thead> <tbody> <tr> <td>356493</td> <td>L682 x 40W TC-L / 2G11</td> <td>596 x 596 x 100</td> <td>White</td> <td></td> </tr> <tr> <td>356523</td> <td>L682 x 55W TC-L / 2G11</td> <td>596 x 596 x 100</td> <td>White</td> <td></td> </tr> </tbody> </table>		CODE	DESCRIPTION	DIMENSIONS	COLOUR	Electronic ballast	356493	L682 x 40W TC-L / 2G11	596 x 596 x 100	White		356523
CODE	DESCRIPTION	DIMENSIONS	COLOUR	Electronic ballast												
356493	L682 x 40W TC-L / 2G11	596 x 596 x 100	White													
356523	L682 x 55W TC-L / 2G11	596 x 596 x 100	White													
<p align="center">Note: For installing of the luminaires in plasterboard the hole dimension is 580x580mm. Note: Suspension bracket 15BS necessary for the installation in plasterboard ceiling (set of 4 pieces) - Code: 303001</p>																

		<p>OSRAM: T5 PHILIPS: TL5</p> <p>TC-L OSRAM: DULUX L PHILIPS: PL-L</p> <p>Uniform vertical illumination of walls, panels, shelves, blackboards and exhibition cases.</p> <p>Recessed luminaires for panels in mineral fibre with exposed structure or plasterboard ceiling, 600x600mm. Wallwasher recuperator from anodized matt aluminium.</p>	<p>WW Wall Washer</p> <p>IP 20 CE F</p>																																								
				<p align="center">PRICE LIST</p> <table border="1"> <thead> <tr> <th>CODE</th> <th>DESCRIPTION</th> <th>DIMENSIONS</th> <th>Plasterboard HOLE</th> <th>COLOUR</th> <th>Electronic ballast</th> </tr> </thead> <tbody> <tr> <td>371173</td> <td>WW 1x14W T16</td> <td>296 x 596 x 100</td> <td>275 x 575</td> <td>White</td> <td></td> </tr> <tr> <td>371273</td> <td>WW 1x24W T16</td> <td>296 x 596 x 100</td> <td>275 x 575</td> <td>White</td> <td></td> </tr> <tr> <td>371233</td> <td>WW 1x28W T16</td> <td>296 x 1196 x 100</td> <td>275 x 1175</td> <td>White</td> <td></td> </tr> <tr> <td>371353</td> <td>WW 1x54W T16</td> <td>296 x 1196 x 100</td> <td>275 x 1175</td> <td>White</td> <td></td> </tr> <tr> <td>371513</td> <td>WW 1x55W TC-L</td> <td>296 x 596 x 100</td> <td>275 x 575</td> <td>White</td> <td></td> </tr> <tr> <td>371393</td> <td>WW 1x80W T16</td> <td>296 x 1496 x 100</td> <td>275 x 1475</td> <td>White</td> <td></td> </tr> </tbody> </table>		CODE	DESCRIPTION	DIMENSIONS	Plasterboard HOLE	COLOUR	Electronic ballast	371173	WW 1x14W T16	296 x 596 x 100	275 x 575	White		371273	WW 1x24W T16	296 x 596 x 100	275 x 575	White		371233	WW 1x28W T16	296 x 1196 x 100	275 x 1175	White		371353	WW 1x54W T16	296 x 1196 x 100	275 x 1175	White		371513	WW 1x55W TC-L	296 x 596 x 100	275 x 575	White		371393	WW 1x80W T16
CODE	DESCRIPTION	DIMENSIONS	Plasterboard HOLE	COLOUR	Electronic ballast																																						
371173	WW 1x14W T16	296 x 596 x 100	275 x 575	White																																							
371273	WW 1x24W T16	296 x 596 x 100	275 x 575	White																																							
371233	WW 1x28W T16	296 x 1196 x 100	275 x 1175	White																																							
371353	WW 1x54W T16	296 x 1196 x 100	275 x 1175	White																																							
371513	WW 1x55W TC-L	296 x 596 x 100	275 x 575	White																																							
371393	WW 1x80W T16	296 x 1496 x 100	275 x 1475	White																																							
<p align="center">Note: Suspension bracket 15BS necessary for the installation in plasterboard ceiling (set of 4 pieces) - Code: 303001</p>																																											





LSV 320: Recessed luminaires for panels in mineral fibre with exposed structure 600x600 & 600x1200mm

LSV 404: Recessed luminaires for panels in mineral fibre with concealed structure or plasterboard ceiling, 600x600 & 600x1200mm

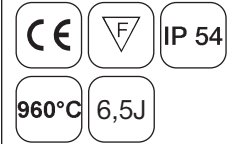
LSV 551-552: Recessed luminaires in staves pitch, or plasterboard ceiling.

OSRAM: T8
PHILIPS: TL-D

OSRAM: T5
PHILIPS: TL5

Flow **recuperator** from anodized **semi-glossy** aluminium.
Anti-glare Mistlite **glass** cover. Steel perimetrical frame in white colour.

LSV T26 or T16

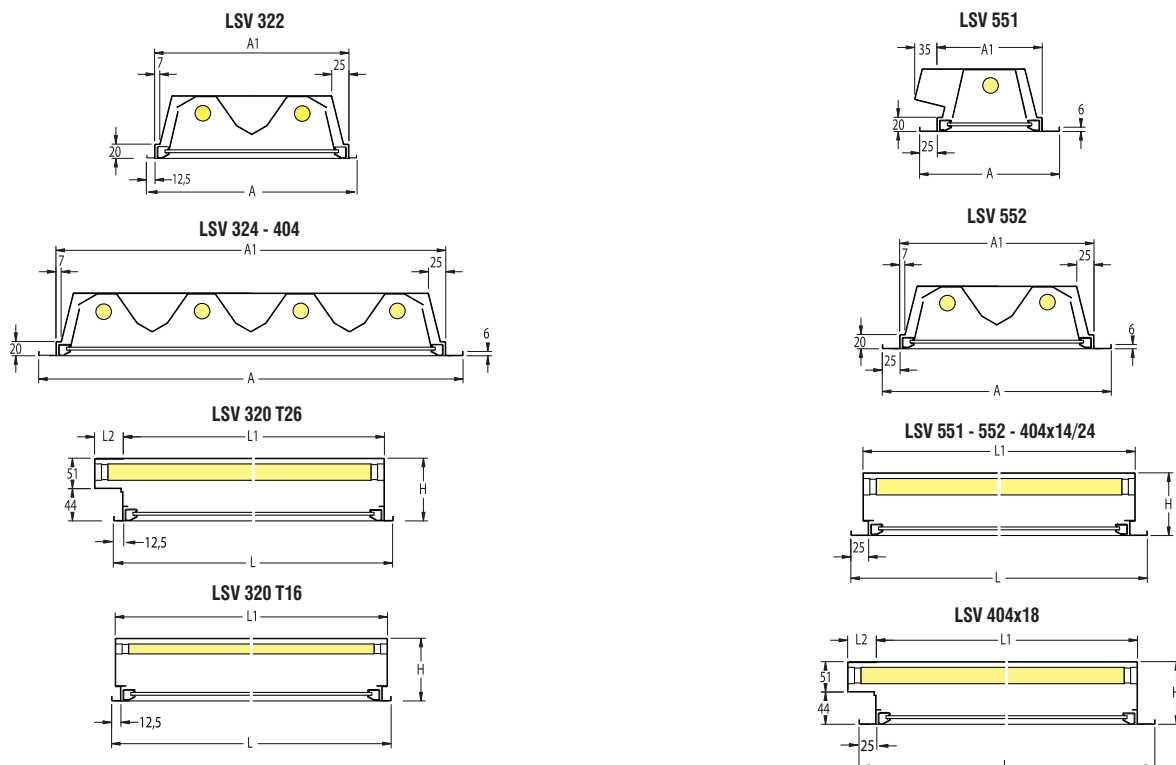


PRICE LIST

DESCRIPTION	For panels with structure mm	DIMENSIONS mm						COLOUR	Conventional ballast and capacitor		Electronic ballast	
		A	L	H	A1	L1	L2		CODE	PRICE	CODE	PRICE
LSV 324x18W T26 IP54	600 x 600	596	596	95	573	573	40	White	383042		383043	
LSV 322x36W T26 IP54	300 x 1200	296	1196	95	273	1173		White	383122		383123	
LSV 324x14W T16 IP54	600 x 600	596	596	95	573	573	40	White			383203	
LSV 324x24W T16 IP54	600 x 600	596	596	95	573	573	40	White			383303	
LSV 322x28W T16 IP54	300 x 1200	296	1196	95	273	1173		White			383243	
LSV 322x54W T16 IP54	300 x 1200	296	1196	95	273	1173		White			383363	
LSV 404x18W T26 IP54		621	621	95	573	573	40	White	384042		384043	
LSV 404x14W T16 IP54		621	621	95	573	573	40	White			384203	
LSV 404x24W T16 IP54		621	621	95	573	573	40	White			384303	
	Staves pitch width mm											
LSV 551x36W T26 IP54	150	196	1256	95	148	1222		White	385112		385113	
LSV 551x58W T26 IP54	150	196	1556	95	148	1522		White	385152		385153	
LSV 552x36W T26 IP54	100, 150, 300	321	1256	95	273	1222		White	385122		385123	
LSV 552x58W T26 IP54	100, 150, 300	321	1556	95	273	1522		White	385162		385163	
LSV 551x28W T16 IP54	150	196	1256	95	148	1222		White			385233	
LSV 551x54W T16 IP54	150	196	1256	95	148	1222		White			385353	
LSV 551x49W T16 IP54	150	196	1556	95	148	1522		White			385333	
LSV 551x80W T16 IP54	150	196	1556	95	148	1522		White			385393	
LSV 552x28W T16 IP54	100, 150, 300	321	1256	95	273	1222		White			385243	
LSV 552x54W T16 IP54	100, 150, 300	321	1256	95	273	1222		White			385363	
LSV 552x49W T16 IP54	100, 150, 300	321	1556	95	273	1522		White			385343	
LSV 552x80W T16 IP54	100, 150, 300	321	1556	95	273	1522		White			385403	

Note: For installing of the luminaires in **plasterboard** the hole dimension is represented by **A1 x L1**.

Note: The preceding luminaires are also available in **TITAN** colour with **10%** extra charge on the price list.





OVS 324: Recessed luminaires for panels in mineral fibre with exposed structure 600x600 & 600x1200mm

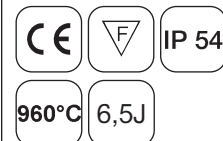
OVS 404: Recessed luminaires for panels in mineral fibre with concealed structure or plasterboard ceiling, 600x600mm

OSRAM: T8
PHILIPS: TL-D

OSRAM: T5
PHILIPS: TL5

Parabolic **louvre** from non iridescent **specular** aluminium.
Anti-glare Mistlite protection **glass**. Steel perimetrical frame in white colour.

OVS T26 or T16

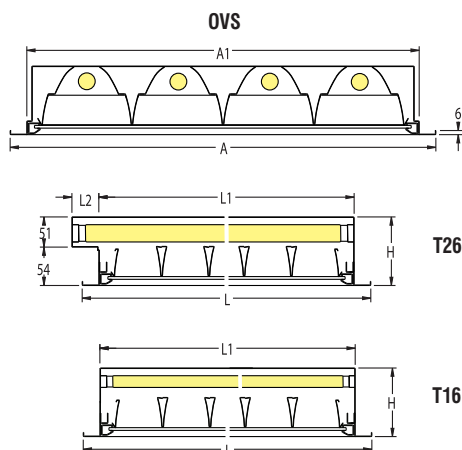


PRICE LIST

DESCRIPTION	For panels with structure mm	DIMENSIONS mm						COLOUR	Conventional ballast and capacitor		Electronic ballast	
		A	L	H	A1	L1	L2		CODE	PRICE	CODE	PRICE
OVS 324x18W T26 IP54	600 x 600	596	596	95	573	573	40	White	381042		381043	
OVS 324x14W T16 IP54	600 x 600	596	596	95	573	573		White			381203	
OVS 324x24W T16 IP54	600 x 600	596	596	95	573	573		White			381303	
OVS 404x18W T26 IP54		621	621	95	573	573	40	White	382042		382043	
OVS 404x14W T16 IP54		621	621	95	573	573		White			382203	
OVS 404x24W T16 IP54		621	621	95	573	573		White			382303	

Note: For installing of the luminaires in **plasterboard** the hole dimension is represented by **A1 x L1**.

Note: The preceding luminaires are also available in **TITAN** colour with **10%** extra charge on the price list.





Luminaires suitable for **surgeries, pharmaceutical, chemical laboratories, aseptic rooms, sterilized rooms, platform-roof, underpasses.**



L 590 RVS T26 or T16 (SURGERY LUMINAIRES)



Flow **recuperator** from anodized **specular** aluminium. Mistlite protection **glass** thickness 6mm, tempered, locked to the perimetrical frame in anodized aluminium white colour.

PRICE LIST

DESCRIPTION	DIMENSIONS mm					COLOUR	Conventional ballast and capacitor		Electronic ballast	
	A	L	H	A1	L1		CODE	PRICE	CODE	PRICE
L 594x18W T26 RVS	665	698	100	631	665	White	391042		391043	
L 592x36W T26 RVS	355	1324	100	321	1290	White	391122		391123	
L 592x58W T26 RVS	355	1624	100	321	1590	White	391162		391163	
L 593x36W T26 RVS	355	1324	100	321	1290	White	391132		391133	
L 594x14W T16 RVS	613	613	94	582	582	White			391203	
L 594x24W T16 RVS	613	613	94	582	582	White			391323	
L 592x28W T16 RVS	313	1213	94	282	1182	White			391243	
L 592x54W T16 RVS	313	1213	94	282	1182	White			391393	
L 592x49W T16 RVS	313	1513	94	282	1482	White			391363	
L 592x80W T16 RVS	313	1513	94	282	1482	White			391433	
L 593x28W T16 RVS	313	1213	94	282	1182	White			391253	
L 593x54W T16 RVS	313	1213	94	282	1182	White			391403	
L 593x49W T16 RVS	313	1513	94	282	1482	White			391373	
L 593x80W T16 RVS	313	1513	94	282	1482	White			391443	
L 594x28W T16 RVS	613	1213	94	582	1182	White			391263	
L 594x54W T16 RVS	613	1213	94	582	1182	White			391413	



Luminaires suitable for **surgeries, pharmaceutical, chemical laboratories, aseptic rooms, sterilized rooms, platform-roof, underpasses.**



L 590 OVS T26 or T16 (SURGERY LUMINAIRES)

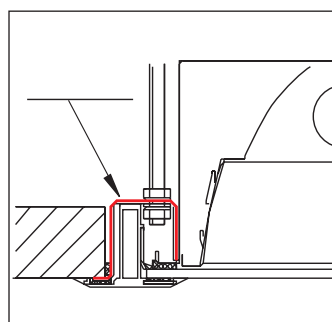
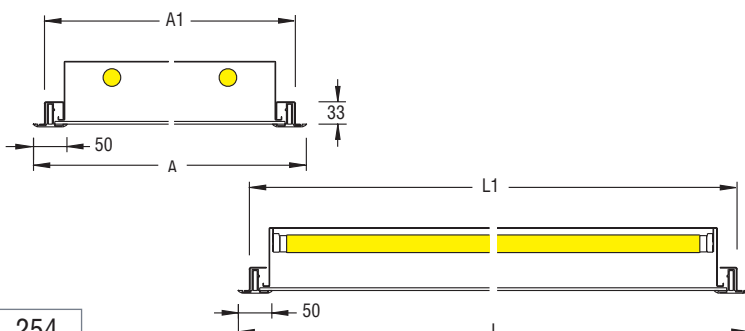


Parabolic louvre from non iridescent **specular** aluminium. Mistlite protection **glass** thickness 6mm, tempered, locked to the perimetrical frame in anodized aluminium white colour.

PRICE LIST

DESCRIPTION	DIMENSIONS mm					COLOUR	Conventional ballast and capacitor		Electronic ballast	
	A	L	H	A1	L1		CODE	PRICE	CODE	PRICE
L 594x18W T26 OVS	665	698	100	631	665	White	392042		392043	
L 592x36W T26 OVS	355	1324	100	321	1290	White	392122		392123	
L 592x58W T26 OVS	355	1624	100	321	1590	White	392162		392163	
L 594x14W T16 OVS	613	613	94	582	582	White			392203	
L 594x24W T16 OVS	613	613	94	582	582	White			392303	
L 592x28W T16 OVS	313	1213	94	282	1182	White			392243	
L 592x54W T16 OVS	313	1213	94	282	1182	White			392363	
L 592x49W T16 OVS	313	1513	94	282	1482	White			392343	
L 592x80W T16 OVS	313	1513	94	282	1482	White			392403	

Note: The preceding luminaires are also available in **TITAN** colour with **10%** extra charge on the price list.



Installation:
Pre-mount the anchor brace (independent from the housing) with the hanging rods from the original ceiling.