



OSRAM: T8
PHILIPS: TL-D

OSRAM: T5
PHILIPS: TL5

TC-L OSRAM: DULUX L
PHILIPS: PL-L

Parabolic louvre 2M from anodized non iridescent specular aluminium.

LP2M 320 T26 or T16



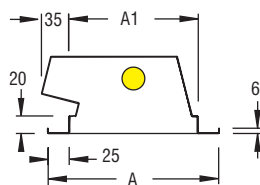
PRICE LIST

DESCRIPTION	For panels with structure mm	DIMENSIONS mm						COLOUR	Conventional ballast and capacitor		Electronic ballast	
		A	L	H	A1	L1	L2		CODE	PRICE	CODE	PRICE
LP2M 321x18W T26	200 x 600	196	596	95	148	587	40	White	311012		311013	
LP2M 322x18W T26	300 x 600	296	596	95	273	573	40	White	311022		311023	
LP2M 323x18W T26	600 x 600	596	596	92	573	626		White	311032		311033	
LP2M 324x18W T26	600 x 600	596	596	92	573	626		White	311042		311043	
LP2M 321x36W T26	200 x 1200	196	1196	95	148	1187	50	White	311112		311113	
LP2M 322x36W T26	300 x 1200	296	1196	95	273	1173	50	White	311122		311123	
LP2M 323x36W T26	600 x 1200	596	1196	95	573	1173	50	White	311132		311133	
LP2M 324x36W T26	600 x 1200	596	1196	95	573	1173	50	White	311142		311143	
LP2M 321x14W T16	200 x 600	196	596	95	148	587		White			311173	
LP2M 321x24W T16	200 x 600	196	596	95	148	587		White			311293	
LP2M 322x14W T16	300 x 600	296	596	95	273	573		White			311183	
LP2M 322x24W T16	300 x 600	296	596	95	273	573		White			311303	
LP2M 323x14W T16	600 x 600	596	596	95	573	573		White			311193	
LP2M 323x24W T16	600 x 600	596	596	95	573	573		White			311313	
LP2M 324x14W T16	600 x 600	596	596	95	573	573		White			311203	
LP2M 324x24W T16	600 x 600	596	596	95	573	573		White			311323	
LP2M 321x28W T16	200 x 1200	196	1196	95	148	1187		White			311233	
LP2M 321x54W T16	200 x 1200	196	1196	95	148	1187		White			311373	
LP2M 322x28W T16	300 x 1200	296	1196	95	273	1173		White			311243	
LP2M 322x54W T16	300 x 1200	296	1196	95	273	1173		White			311383	
LP2M 323x28W T16	600 x 1200	596	1196	95	573	1173		White			311253	
LP2M 323x54W T16	600 x 1200	596	1196	95	573	1173		White			311393	
LP2M 324x28W T16	600 x 1200	596	1196	95	573	1173		White			311263	
LP2M 324x54W T16	600 x 1200	596	1196	95	573	1173		White			311403	
LP2M 324x36W TC-L	600 x 600	596	596	95	573	626		White	311492		311493	
LP2M 324x55W TC-L	600 x 600	596	596	95	573	626		White			311553	

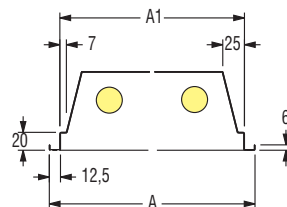
Note: The preceding luminaires are also available in **TITAN** colour with **10%** extra charge on the price list.

Dimensions

T26 & T16
L 321

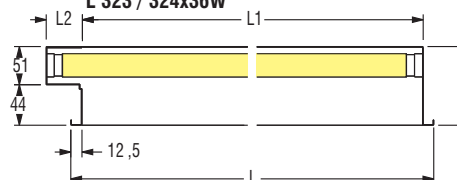
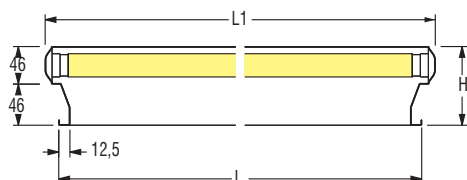


T26 & T16
L 322 - L 323 - L 324



L 321x18 / 36W
L 322x18 / 36W
L 323 / 324x18W
L 323 / 324x36W

L 323x18W
L 324x18W



T16

