

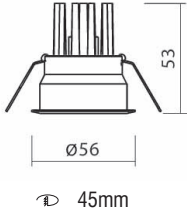


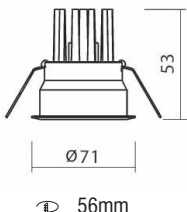


|  |  |  | <p><b>FLASH 1 - FIXED</b><br/>(LED RECESSED LUMINAIRES))</p> <p>CE F IP 40</p> <p><b>LED CHIP - High Brightness</b></p> <ul style="list-style-type: none"> <li>Aluminium body.</li> <li>Anodized aluminum heatsink.</li> <li>Beam distribution lens.</li> </ul> | <p><b>PRICE LIST</b></p>                     |                |                    |
|---|---|---|---|--|----------------|--------------------|
| CODE  | DESCRIPTION   | LED COLOUR  | BEAM COLOUR   | BODY COLOUR                                  | Without Driver |                    |
| 88130   | FLASH 1 FIXED 1W  | Selection from table A  | Selection from table B  | Selection from table C (White - Titan)       |                | + Driver selection |
| 88130   | FLASH 1 FIXED 1W  | Selection from table A  | Selection from table B  | Selection from table C (Chrome - matt Alum.) |                | + Driver selection |
| 88132   | FLASH 1 FIXED 2W  | Selection from table A  | Selection from table B  | Selection from table C (White - Titan)       |                | + Driver selection |
| 88132   | FLASH 1 FIXED 2W  | Selection from table A  | Selection from table B  | Selection from table C (Chrome - matt Alum.) |                | + Driver selection |

|  |  |  | <p><b>FLASH 1 - ADJUSTABLE</b><br/>(LED RECESSED LUMINAIRES))</p> <p>CE F IP 40</p> <p><b>LED CHIP - High Brightness</b></p> <ul style="list-style-type: none"> <li>Aluminium body.</li> <li>Anodized aluminum heatsink.</li> <li>Beam distribution lens.</li> </ul> | <p><b>PRICE LIST</b></p>                     |                |                    |
|--|---|---|--|--|----------------|--------------------|
| CODE   | DESCRIPTION   | LED COLOUR  | BEAM COLOUR  | BODY COLOUR                                  | Without Driver |                    |
| 88131  | FLASH 1 ADJUSTABLE 1W   | Selection from table A  | Selection from table B   | Selection from table C (White - Titan)       |                | + Driver selection |
| 88131  | FLASH 1 ADJUSTABLE 1W   | Selection from table A  | Selection from table B   | Selection from table C (Chrome - matt Alum.) |                | + Driver selection |
| 88133  | FLASH 1 ADJUSTABLE 2W   | Selection from table A  | Selection from table B   | Selection from table C (White - Titan)       |                | + Driver selection |
| 88133  | FLASH 1 ADJUSTABLE 2W   | Selection from table A  | Selection from table B   | Selection from table C (Chrome - matt Alum.) |                | + Driver selection |

**LED Colour Codes:**  
2 Warm 3 Neutral



**Beam Codes:**  
10 narrow 30 wide 45 super-wide

**Body Colour Codes:**  
0 Colours 1 White 2 Titan 4 Chrome 5 matt Alum.

| DRIVERS                       |               |      |               |      |               |        | PRICE LIST |       |
|-------------------------------|---------------|------|---------------|------|---------------|--------|------------|-------|
| LED LUMINAIRES DESCRIPTION    | No Luminaires |      | DIMENSIONS mm |      |               |        | CODE       | PRICE |
|                               | min.          | max. |               |      |               |        |            |       |
| FLASH 1 (CONSTANT CURRENT) 1W | 1             | 4    | 350mA 6W      | IP20 | 70 x 35 x 21  | 800020 |            |       |
| FLASH 1 (CONSTANT CURRENT) 1W | 1             | 12   | 350mA 15W     | IP20 | 160 x 22 x 19 | 800021 |            |       |
| FLASH 1 (CONSTANT CURRENT) 1W | 1             | 12   | 350mA 15W     | IP20 | 120 x 35 x 19 | 800022 |            |       |
| FLASH 1 (CONSTANT CURRENT) 2W | 1             | 5    | 500mA 12W     | IP20 | 120 x 35 x 19 | 800023 |            |       |
| FLASH 1 (CONSTANT CURRENT) 2W | 1             | 2    | 500mA 6W      | IP20 | 70 x 35 x 21  | 800024 |            |       |
| SKY (CONSTANT VOLTAGE) 2,6W   | 1             | 4    | 12V DC 13W    | IP20 | 160 x 22 x 19 | 800060 |            |       |

| DIMMER DRIVERS                |               |      |                |                     |               |        | PRICE LIST |  |
|-------------------------------|---------------|------|----------------|---------------------|---------------|--------|------------|--|
| LED LUMINAIRES DESCRIPTION    | No Luminaires |      | DIMMER TYPE    | DIMENSIONS mm       |               | CODE   | PRICE      |  |
|                               | min.          | max. |                |                     |               |        |            |  |
| FLASH 1 (CONSTANT CURRENT) 1W | 1             | 11   | 350mA 15W IP20 | 1-10Vdc/Push Button | 145 x 40 x 28 | 800040 |            |  |
| FLASH 1 (CONSTANT CURRENT) 2W | 1             | 10   | 500mA 22W IP20 | 1-10Vdc/Push Button | 145 x 40 x 28 | 800040 |            |  |

|            |                  |                        | <p><b>FLASH 2 - FIXED</b><br/>(LED RECESSED LUMINAIRES))</p> <p>CE F IP 40</p> <p><b>LED CHIP - High Brightness</b></p> <ul style="list-style-type: none"> <li>Aluminium body.</li> <li>Anodized aluminum heatsink.</li> <li>Beam distribution lens.</li> </ul> |  |                    |
|------------|------------------|------------------------|---|--|--------------------|
| PRICE LIST |                  |                        |   |  |                    |
| CODE       | DESCRIPTION      | LED COLOUR             | BEAM COLOUR   | BODY COLOUR                                  | Without Driver     |
| 88134      | FLASH 2 FIXED 3W | Selection from table A | Selection from table B  | Selection from table C (White - Titan)       | + Driver selection |
| 88134      | FLASH 2 FIXED 3W | Selection from table A | Selection from table B  | Selection from table C (Chrome - matt Alum.) | + Driver selection |
| 88136      | FLASH 2 FIXED 6W | Selection from table A | Selection from table B  | Selection from table C (White - Titan)       | + Driver selection |
| 88136      | FLASH 2 FIXED 6W | Selection from table A | Selection from table B  | Selection from table C (Chrome - matt Alum.) | + Driver selection |

|            |                       |                        | <p><b>FLASH 2 - ADJUSTABLE</b><br/>(LED RECESSED LUMINAIRES))</p> <p>CE F IP 40</p> <p><b>LED CHIP - High Brightness</b></p> <ul style="list-style-type: none"> <li>Aluminium body.</li> <li>Anodized aluminum heatsink.</li> <li>Beam distribution lens.</li> </ul> |  |                    |
|------------|-----------------------|------------------------|--|--|--------------------|
| PRICE LIST |                       |                        |  |  |                    |
| CODE       | DESCRIPTION           | LED COLOUR             | BEAM COLOUR  | BODY COLOUR                                  | Without Driver     |
| 88135      | FLASH 2 ADJUSTABLE 3W | Selection from table A | Selection from table B   | Selection from table C (White - Titan)       | + Driver selection |
| 88135      | FLASH 2 ADJUSTABLE 3W | Selection from table A | Selection from table B   | Selection from table C (Chrome - matt Alum.) | + Driver selection |
| 88137      | FLASH 2 ADJUSTABLE 6W | Selection from table A | Selection from table B   | Selection from table C (White - Titan)       | + Driver selection |
| 88137      | FLASH 2 ADJUSTABLE 6W | Selection from table A | Selection from table B   | Selection from table C (Chrome - matt Alum.) | + Driver selection |

**LED Colour Codes:**

A 2 Warm 3 Neutral

**Beam Codes:**

B 10 narrow 30 wide 45 super-wide

**Body Colour Codes:**

C 0 Colours 1 White 2 Titan 4 Chrome 5 matt Alum.

| DRIVERS                       |               |      |               |     |      |               | PRICE LIST |       |
|-------------------------------|---------------|------|---------------|-----|------|---------------|------------|-------|
| LED LUMINAIRES DESCRIPTION    | No Luminaires |      | DIMENSIONS mm |     |      |               | CODE       | PRICE |
|                               | min.          | max. |               |     |      |               |            |       |
| FLASH 2 (CONSTANT CURRENT) 3W | 1             | 2    | 350mA         | 8W  | IP20 | 70 x 35 x 21  | 800020     |       |
| FLASH 2 (CONSTANT CURRENT) 3W | 1             | 5    | 350mA         | 15W | IP20 | 160 x 22 x 19 | 800021     |       |
| FLASH 2 (CONSTANT CURRENT) 3W | 1             | 5    | 350mA         | 15W | IP20 | 120 x 35 x 19 | 800022     |       |
| FLASH 2 (CONSTANT CURRENT) 6W | 1             | 1    | 500mA         | 6W  | IP20 | 70 x 35 x 21  | 800024     |       |
| FLASH 2 (CONSTANT CURRENT) 6W | 1             | 2    | 500mA         | 12W | IP20 | 120 x 35 x 19 | 800023     |       |
| FLASH 2 (CONSTANT CURRENT) 6W | 1             | 5    | 500mA         | 30W | IP20 | 160 x 50 x 22 | 800030     |       |

| DIMMER DRIVERS                |               |      |                |                     |               | PRICE LIST |  |
|-------------------------------|---------------|------|----------------|---------------------|---------------|------------|--|
| LED LUMINAIRES DESCRIPTION    | No Luminaires |      | DIMMER TYPE    | DIMENSIONS mm       | CODE          | PRICE      |  |
|                               | min.          | max. |                |                     |               |            |  |
| FLASH 2 (CONSTANT CURRENT) 3W | 1             | 3    | 350mA 15W IP20 | 1-10Vdc/Push Button | 145 x 40 x 28 | 800040     |  |
| FLASH 2 (CONSTANT CURRENT) 6W | 1             | 3    | 500mA 22W IP20 | 1-10Vdc/Push Button | 145 x 40 x 28 | 800040     |  |