

SOFT LIGHT L 610

A recessed 600x600mm luminaire with special geometrical structure. The combination of the reflective recuperator and the micro-perforated lamp cover gives a direct-indirect light distribution, suitable for areas where soft, mostly indirect, illumination is required.

Technical Features

- Recessed luminaire for panels in mineral fibre with expose structure or plasterboard ceiling 600x600mm.
- Steel body painted electrostatically.
- Steel parabolic recuperator with high reflectivity in white colour.
- Micro-perforated reflector from steel, painted in white colour, covered with reflection film.
- Connection for operation on 230V-50/60Hz with electronic ballast.

Upon Request

- Connection for operation on 230V-50/60Hz with dimmer dali or 1-10VDC ballast.
- Connection for emergency lighting system.

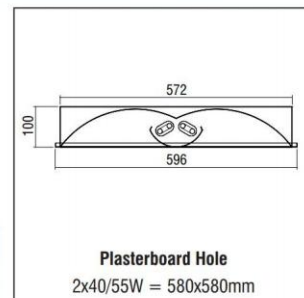
SOFT LIGHT L 610

SOFT LIGHT L 610




CE	F	⊕	IP 20
TC-L			
2G11			
		Included	

- Version for TC-L/2G11.
- Steel parabolic recuperator with high reflectivity in white colour.
- Micro-perforated reflector from steel, painted in white colour covered with reflection film.
- Suspension brackets not included.



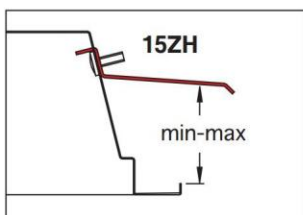
Code	Description
351493	Soft Light L 612x40W
351523	Soft Light L 612x55W

ACCESSORIES - SUSPENSION BRACKETS



CE			
----	--	--	--

- Suspension brackets from galvanized steel thickness 1,5mm, necessary for the installation in plasterboard.
- **15 BS** min.18mm, max. 45mm
- **15 ZH** min.45mm, max. 72mm



Code	Description
303001	15 BS (4 pieces)
303005	15 ZH (4 pieces)

